

6 Heures De Navarra

Private practices 2 - CLASSIFICATION

POS	NO	CL	PIC	TEAM / DRIVERS	CAR	TIME	ON	LAPS	GAP	DIFF	KPH
1	83	SP 1	1	CHATEAUX SPORT AUTO Matthieu CHATEAUX (FRA) / Pascal GERBOUT (FRA)	Chevron B16	1:51.401	5	10			126,17
2	48	SP 2	1	ATLANTIC RACING Romain BELLETESTE (FRA) / Christophe GADAIS (FRA)	Chevron B16 Bi-Rotor	1:52.187	22	22	0.786	0.786	125,29
3	4	H TSRC 10	1	WKMR Marc ALLOEND-BESSAND (FRA) / Yann LE CALVEZ (FRA)	Elva MK 8	1:54.055	16	24	2.654	1.868	123,24
4	101	GTS 4	1	GBF RACING Christophe LABERTY (FRA) / Sébastien MATHIEU (FRA)	TVR Tuscan Challenge	1:57.373	6	21	5.972	3.318	119,75
5	16	GTS 3	1	TEAM BERSI Damien KOHLER (FRA) / José DA ROCHA (FRA)	Porsche 911 3,0 RS	1:59.087	6	23	7.686	1.714	118,03
6	56	GTS 3	2	LE DUIGOU RACING Philippe BUREL (FRA) / Victor FERNANDES (FRA) / Rudy BURROT	Porsche 911 3,0 RS	2:00.609	19	20	9.208	1.522	116,54
7	9	GTS 3	3	GT CLASSIC Philippe BAERT (FRA) / Stéphane MOREAU (FRA)	Porsche 911 3,0 SC	2:00.845	8	24	9.444	0.236	116,31
8	29	964	1	NET'CUV RACING Mickaël DESMAELE (FRA) / Grégory LECAUDE (FRA) / Ulric AMADO	Porsche 964	2:02.049	7	21	10.648	1.204	115,16
9	35	SC	1	WASSERMANN RACING Eric WASSERMANN (FRA) / Olivier HUEZ (FRA)	BMW 323 i	2:02.312	3	4	10.911	0.263	114,92
10	183	TC 4	1	CHATEAUX SPORT AUTO Paul CHATEAUX (FRA) / Axel DE FERRAN (FRA)	BMW 635 CSI	2:03.787	13	15	12.386	1.475	113,55
11	169	H GTS 12	1	HYRACING Olivier MUJTJENS (BEL) / Brice PINEAU (FRA)	Shelby Cobra Daytona	2:04.325	21	23	12.924	0.538	113,06
12	73	964	2	CSP LE MANS Pierre LE FLEM (FRA) / Bruno VIEREN (FRA) / Marc CHATELLIER	Porsche 964	2:05.349	7	21	13.948	1.024	112,13
13	71	944	1	CAS RACING Dimitri BOUIC (FRA) / Boris BOUIC (FRA)	Porsche 944 Turbo Cup	2:08.128	9	9	16.727	2.779	109,70
14	42	TC 3	1	WASSERMANN RACING Guy BURNICHON (FRA) / Romain ROCHER (FRA)	BMW M3 E30	2:08.207	5	19	16.806	0.079	109,63
15	11	SC	2	V DE V Eric VAN DE VYVER (FRA) / Patrick BROSSARD (FRA)	TVR Griffith 200	2:08.387	4	15	16.986	0.180	109,48
16	20	944	2	CUDINI RACING TEAM Arnold NORET (FRA) / Christian NORET (FRA) / Jacques COLIBET	Porsche 944 S2	2:08.732	12	20	17.331	0.345	109,18
17	85	SC	3	ATLANTIC RACING Jean-Marie BELLETESTE (FRA) / Pierre AVIRON-VIOLET (FRA/L) /	BMW 635 Super Production	2:09.085	17	21	17.684	0.353	108,89
18	36	944	3	CAS RACING Benjamin MOUSSION (FRA) / Maeva MOUSSION (FRA)	Porsche 944 Turbo	2:10.473	11	11	19.072	1.388	107,73
19	17	GTS 3	4	HYRACING Jean-Paul PETIT (FRA) / Jacques ROUCOLLE (FRA) / Brice PINEAU	Porsche 911 3,0 RS	2:12.423	10	12	21.022	1.950	106,14
20	95	H TC 10	1	WKMR Stéphane GUYOT-SIONNEST (FRA) / Baptiste GUYOT-SIONNEST	Ford Mustang	2:17.448	12	12	26.047	5.025	102,26


Weather / Track : Sunny / Dry

These results are provisional until the conclusion of any judicial and technical matters.

Date: 25/05/2024 Start: 13:00 Finish: 14:00


Circuito de Navarra: 3,904 km

Race Director:



Stewards:

Timekeeper:



6 Heures De Navarra

Private practices 2 - CLASSIFICATION BY CLASS

CLASS : VdeV - H TSRC 10

POS	NO	TEAM / DRIVERS	CAR	TIME	ON	LAPS	GAP	DIFF	KPH
1	4	WKMR Marc ALLOEND-BESSAND (FRA) / Yann LE CALVEZ (FRA)	Elva MK 8	1:54.055	16	24			123,24

CLASS : VdeV - GTS 3

POS	NO	TEAM / DRIVERS	CAR	TIME	ON	LAPS	GAP	DIFF	KPH
1	16	TEAM BERSI Damien KOHLER (FRA) / José DA ROCHA (FRA)	Porsche 911 3,0 RS	1:59.087	6	23			118,03
2	56	LE DUIGOU RACING Philippe BUREL (FRA) / Victor FERNANDES (FRA) / Rudy BUROT (FRA)	Porsche 911 3,0 RS	2:00.609	19	20	1.522	1.522	116,54
3	9	GT CLASSIC Philippe BAERT (FRA) / Stéphane MOREAU (FRA)	Porsche 911 3,0 SC	2:00.845	8	24	1.758	0.236	116,31
4	17	HYRACING Jean-Paul PETIT (FRA) / Jacques ROUCOLLE (FRA) / Brice PINEAU (FRA)	Porsche 911 3,0 RS	2:12.423	10	12	13.336	11.578	106,14

CLASS : VdeV - SC

POS	NO	TEAM / DRIVERS	CAR	TIME	ON	LAPS	GAP	DIFF	KPH
1	35	WASSERMANN RACING Eric WASSERMANN (FRA) / Olivier HUEZ (FRA)	BMW 323 i	2:02.312	3	4			114,92
2	11	V DE V Eric VAN DE VYVER (FRA) / Patrick BROSSARD (FRA)	TVR Griffith 200	2:08.387	4	15	6.075	6.075	109,48
3	85	ATLANTIC RACING Jean-Marie BELLETESTE (FRA) / Pierre AVIRON-VIOLET (FRA) / José OLIVEIRA (POR)	BMW 635 Super Production	2:09.085	17	21	6.773	0.698	108,89

CLASS : VdeV - 944

POS	NO	TEAM / DRIVERS	CAR	TIME	ON	LAPS	GAP	DIFF	KPH
1	71	CAS RACING Dimitri BOUIC (FRA) / Boris BOUIC (FRA)	Porsche 944 Turbo Cup	2:08.128	9	9			109,70
2	20	CUDINI RACING TEAM Arnold NORET (FRA) / Christian NORET (FRA) / Jacques COLIBET (FRA)	Porsche 944 S2	2:08.732	12	20	0.604	0.604	109,18
3	36	CAS RACING Benjamin MOUSSION (FRA) / Maeva MOUSSION (FRA)	Porsche 944 Turbo	2:10.473	11	11	2.345	1.741	107,73

CLASS : VdeV - 964

POS	NO	TEAM / DRIVERS	CAR	TIME	ON	LAPS	GAP	DIFF	KPH
1	29	NET'CUV RACING Mickaël DESMAELE (FRA) / Grégory LECAUDE (FRA) / Ulric AMADO (FRA)	Porsche 964	2:02.049	7	21			115,16
2	73	CSP LE MANS Pierre LE FLEM (FRA) / Bruno VIEREN (FRA) / Marc CHATELLIER (FRA)	Porsche 964	2:05.349	7	21	3.300	3.300	112,13

CLASS : VdeV - TC 3

POS	NO	TEAM / DRIVERS	CAR	TIME	ON	LAPS	GAP	DIFF	KPH
1	42	WASSERMANN RACING Guy BURNICHON (FRA) / Romain ROCHER (FRA)	BMW M3 E30	2:08.207	5	19			109,63

CLASS : VdeV - SP 2

POS	NO	TEAM / DRIVERS	CAR	TIME	ON	LAPS	GAP	DIFF	KPH
1	48	ATLANTIC RACING Romain BELLETESTE (FRA) / Christophe GADAIS (FRA)	Chevron B16 Bi-Rotor	1:52.187	22	22			125,29

CLASS : VdeV - SP 1

POS	NO	TEAM / DRIVERS	CAR	TIME	ON	LAPS	GAP	DIFF	KPH
1	83	CHATEAUX SPORT AUTO Matthieu CHATEAUX (FRA) / Pascal GERBOUT (FRA)	Chevron B16	1:51.401	5	10			126,17

CLASS : VdeV - H TC 10

POS	NO	TEAM / DRIVERS	CAR	TIME	ON	LAPS	GAP	DIFF	KPH
1	95	WKMR Stéphane GUYOT-SIONNEST (FRA) / Baptiste GUYOT-SIONNEST (FRA) / Killian NOËL (FRA)	Ford Mustang	2:17.448	12	12			102,26

CLASS : VdeV - GTS 4

POS	NO	TEAM / DRIVERS	CAR	TIME	ON	LAPS	GAP	DIFF	KPH
1	101	GBF RACING Christophe LABERTY (FRA) / Sébastien MATHIEU (FRA)	TVR Tuscan Challenge	1:57.373	6	21			119,75

Weather / Track : Sunny / Dry

These results are provisional until the conclusion of any judicial and technical matters.

Date: 25/05/2024 Start: 13:00 Finish: 14:00
Circuito de Navarra: 3,904 km

Race Director:

[Signature]

Stewards:

Timekeeper:

[Signature]

6 Heures De Navarra

Private practices 2 - CLASSIFICATION BY CLASS

CLASS : VdeV - H GTS 12

POS	NO	TEAM / DRIVERS	CAR	TIME	ON	LAPS	GAP	DIFF	KPH
1	169	HYRACING Olivier MUYTJENS (BEL) / Brice PINEAU (FRA)	Shelby Cobra Daytona	2:04.325	21	23			113,06

CLASS : VdeV - TC 4

POS	NO	TEAM / DRIVERS	CAR	TIME	ON	LAPS	GAP	DIFF	KPH
1	183	CHATEAUX SPORT AUTO Paul CHATEAUX (FRA) / Axel DE FERRAN (FRA)	BMW 635 CSI	2:03.787	13	15			113,55

Weather / Track : Sunny / Dry

These results are provisional until the conclusion of any judicial and technical matters.


Date: 25/05/2024 Start: 13:00 Finish: 14:0
Circuito de Navarra: 3,904 kr

Race Director:



Stewards:

Timekeeper:



6 Heures De Navarra

Private practices 2 - BEST SECTORS

SECTOR 1			SECTOR 2			SECTOR 3			IDEAL / BEST COMPARISON						
POS	NO	NAME	TIME	NO	NAME	TIME	NO	NAME	TIME	POS	NO	NAME	IDEAL	BEST	DIFF
PERFECT LAP 1:50.614															
1	83	CHATEAUX SPC	30.127	48	ATLANTIC RACI	38.693	83	CHATEAUX SPC	41.794	1	83	CHATEAUX SPOF1	1:50.995	1:51.401	0.406
2	48	ATLANTIC RACI	30.504	83	CHATEAUX SPC	39.074	48	ATLANTIC RACI	41.801	2	48	ATLANTIC RACIN1	1:50.998	1:52.187	1.189
3	4	WKMR	31.349	4	WKMR	40.370	4	WKMR	42.336	3	4	WKMR	1:54.055	1:54.055	0.000
4	101	GBF RACING	31.780	101	GBF RACING	41.762	16	TEAM BERSI	43.564	4	101	GBF RACING	1:57.286	1:57.373	0.087
5	56	LE DUIGOU RAC	32.758	16	TEAM BERSI	41.906	101	GBF RACING	43.744	5	16	TEAM BERSI	1:58.487	1:59.087	0.600
6	35	WASSERMANN	32.843	9	GT CLASSIC	42.301	56	LE DUIGOU RAC	44.523	6	56	LE DUIGOU RACI1	1:59.865	2:00.609	0.744
7	16	TEAM BERSI	33.017	56	LE DUIGOU RAC	42.584	9	GT CLASSIC	44.825	7	9	GT CLASSIC	2:00.528	2:00.845	0.317
8	9	GT CLASSIC	33.402	35	WASSERMANN	42.775	29	NET'CUV RACIN	45.153	8	35	WASSERMANN R2	2:00.932	2:02.312	1.380
9	29	NET'CUV RACIN	33.537	183	CHATEAUX SPC	43.252	35	WASSERMANN	45.314	9	29	NET'CUV RACIN2	2:02.048	2:02.049	0.001
10	73	CSP LE MANS	34.082	29	NET'CUV RACIN	43.358	183	CHATEAUX SPC	45.772	10	183	CHATEAUX SPOF2	2:03.286	2:03.787	0.501
11	183	CHATEAUX SPC	34.262	169	HYRACING	43.815	169	HYRACING	46.185	11	169	HYRACING	2:04.298	2:04.325	0.027
12	169	HYRACING	34.298	42	WASSERMANN	44.424	73	CSP LE MANS	46.222	12	73	CSP LE MANS	2:05.028	2:05.349	0.321
13	11	V DE V	35.134	73	CSP LE MANS	44.724	11	V DE V	47.182	13	42	WASSERMANN R2	2:08.000	2:08.207	0.207
14	20	CUDINI RACING	35.434	20	CUDINI RACING	45.091	85	ATLANTIC RACI	47.272	14	11	V DE V	2:08.005	2:08.387	0.382
15	71	CAS RACING	35.456	71	CAS RACING	45.112	71	CAS RACING	47.560	15	85	ATLANTIC RACIN2	2:08.066	2:09.085	1.019
16	85	ATLANTIC RACI	35.548	85	ATLANTIC RACI	45.246	20	CUDINI RACING	47.627	16	71	CAS RACING	2:08.128	2:08.128	0.000
17	36	CAS RACING	35.769	11	V DE V	45.689	42	WASSERMANN	47.689	17	20	CUDINI RACING 12	2:08.152	2:08.732	0.580
18	42	WASSERMANN	35.887	36	CAS RACING	46.462	36	CAS RACING	47.749	18	36	CAS RACING	2:09.980	2:10.473	0.493
19	17	HYRACING	36.566	17	HYRACING	46.730	17	HYRACING	48.461	19	17	HYRACING	2:11.757	2:12.423	0.666
20	95	WKMR	38.529	95	WKMR	48.541	95	WKMR	50.378	20	95	WKMR	2:17.448	2:17.448	0.000

6 Heures De Navarra

Private practices 2 - BEST SPEEDS

POS	NO	NAME	VMAX	KPH
1	101	GBF RACING		202,0
2	83	CHATEAUX SPORT AUTO		200,0
3	48	ATLANTIC RACING		200,0
4	4	WKMR		200,0
5	16	TEAM BERSI		192,2
6	35	WASSERMANN RACING		189,4
7	71	CAS RACING		189,4
8	29	NET'CUV RACING		187,6
9	56	LE DUIGOU RACING		186,7
10	169	HYRACING		184,1
11	183	CHATEAUX SPORT AUTO		183,3
12	73	CSP LE MANS		182,4
13	11	V DE V		182,4
14	20	CUDINI RACING TEAM		180,8
15	85	ATLANTIC RACING		180,0
16	9	GT CLASSIC		179,1
17	36	CAS RACING		174,4
18	17	HYRACING		174,4
19	42	WASSERMANN RACING		172,9
20	95	WKMR		155,9

6 Heures De Navarra

Private practices 2 - PIT STOP ANALYSIS

P1 83 CHATEAUX SPORT AUTO				
STOP	IN TIME	STOP TIME	TOTAL TIME	OUT TIME
1 -	13:28:57.199	5:06.115	5:06.115	13:34:03.314
2 -	13:44:12.548			

P2 48 ATLANTIC RACING				
STOP	IN TIME	STOP TIME	TOTAL TIME	OUT TIME
1 -	13:25:45.869	3:59.647	3:59.647	13:29:45.516
2 -	13:47:26.398	3:02.002	7:01.649	13:50:28.400

P3 4 WKMR				
STOP	IN TIME	STOP TIME	TOTAL TIME	OUT TIME
1 -	13:07:04.648	10:03.166	10:03.166	13:17:07.814
2 -	13:35:26.059	1:56.371	11:59.537	13:37:22.430

P4 101 GBF RACING				
STOP	IN TIME	STOP TIME	TOTAL TIME	OUT TIME
1 -	13:28:23.936	3:42.888	3:42.888	13:32:06.824

P5 16 TEAM BERSI				
STOP	IN TIME	STOP TIME	TOTAL TIME	OUT TIME
1 -	13:07:06.885	8:54.625	8:54.625	13:16:01.510
2 -	13:30:36.322	2:24.935	11:19.560	13:33:01.257
3 -	13:43:45.245	1:06.965	12:26.525	13:44:52.210

P6 56 LE DUGOU RACING				
STOP	IN TIME	STOP TIME	TOTAL TIME	OUT TIME
1 -	13:29:01.731	2:15.257	2:15.257	13:31:16.988
2 -	13:43:57.930	2:54.278	5:09.535	13:46:52.208
3 -	13:57:45.674			

P7 9 GT CLASSIC				
STOP	IN TIME	STOP TIME	TOTAL TIME	OUT TIME
1 -	13:26:31.283	2:49.087	2:49.087	13:29:20.370

P8 29 NET'CUV RACING				
STOP	IN TIME	STOP TIME	TOTAL TIME	OUT TIME
1 -	13:35:11.036	1:41.322	1:41.322	13:36:52.358
2 -	13:56:12.198			

P9 35 WASSERMANN RACING				
STOP	IN TIME	STOP TIME	TOTAL TIME	OUT TIME
1 -	13:05:56.902	10:21.845	10:21.845	13:16:18.747
2 -	13:24:57.644			

P10 183 CHATEAUX SPORT AUTO				
STOP	IN TIME	STOP TIME	TOTAL TIME	OUT TIME
1 -	13:39:15.962	6:55.422	6:55.422	13:46:11.384
2 -	13:58:52.998			

P11 169 HYRACING				
STOP	IN TIME	STOP TIME	TOTAL TIME	OUT TIME
1 -	13:02:38.848	1:00.024	1:00.024	13:03:38.872
2 -	13:08:20.435	7:38.116	8:38.140	13:15:58.551
3 -	13:48:11.415	1:39.846	10:17.986	13:49:51.261

P12 73 CSP LE MANS				
STOP	IN TIME	STOP TIME	TOTAL TIME	OUT TIME
1 -	13:26:53.247	2:33.507	2:33.507	13:29:26.754
2 -	13:45:15.973	1:54.133	4:27.640	13:47:10.106

P13 71 CAS RACING				
STOP	IN TIME	STOP TIME	TOTAL TIME	OUT TIME
1 -	13:23:23.176	7:13.684	7:13.684	13:30:36.860
2 -	13:33:00.240	49.448	8:03.132	13:33:49.688
3 -	13:40:28.853			

P14 42 WASSERMANN RACING				
STOP	IN TIME	STOP TIME	TOTAL TIME	OUT TIME
1 -	13:29:20.964	1:47.732	1:47.732	13:31:08.696
2 -	13:58:28.020			

P15 11 V DE V				
STOP	IN TIME	STOP TIME	TOTAL TIME	OUT TIME
1 -	13:08:22.692	8:03.646	8:03.646	13:16:26.338
2 -	13:23:39.119	5:31.821	13:35.467	13:29:10.940
3 -	13:35:54.127	3:56.603	17:32.070	13:39:50.730
4 -	13:53:12.187	2:28.016	20:00.086	13:55:40.203
5 -	14:00:23.312			

P16 20 CUDINI RACING TEAM				
STOP	IN TIME	STOP TIME	TOTAL TIME	OUT TIME
1 -	13:28:29.890	3:29.590	3:29.590	13:31:59.480
2 -	13:45:00.721	1:52.834	5:22.424	13:46:53.555

P17 85 ATLANTIC RACING				
STOP	IN TIME	STOP TIME	TOTAL TIME	OUT TIME
1 -	13:32:55.087	3:09.628	3:09.628	13:36:04.715
2 -	13:44:48.103	1:38.890	4:48.518	13:46:26.993

P18 36 CAS RACING				
STOP	IN TIME	STOP TIME	TOTAL TIME	OUT TIME
1 -	13:38:59.927			

P19 17 HYRACING				
STOP	IN TIME	STOP TIME	TOTAL TIME	OUT TIME
1 -	13:39:37.645	2:43.944	2:43.944	13:42:21.589

P20 95 WKMR				
STOP	IN TIME	STOP TIME	TOTAL TIME	OUT TIME
1 -	13:31:25.981	11:53.837	11:53.837	13:43:19.818
2 -	13:55:33.624			

6 Heures De Navarra

Private practices 2 - PIT STOP ANALYSIS

P1	83 SP 1	CHATEAUX SPORT AUTO	Chevron B16				
D1: Matthieu CHATEAUX D2: Pascal GERBOUT		Total Stint: 10 Laps 21:52.150 (88,19%) Total Stint: 0 Laps	Best Lap: 1:51.401 On Lap 5 @ 126,17 kph				
STOP	IN TIME	DRIVER IN	STINT TIME	STOP TIME	TOTAL STOP TIME	OUT TIME	DRIVER OUT
1 -	13:28:57.199	Matthieu CHATEAUX	11:42.916	5:06.115	5:06.115	13:34:03.314	Matthieu CHATEAUX
2 -	13:44:12.548	Matthieu CHATEAUX					
<hr/>							
P2	48 SP 2	ATLANTIC RACING	Chevron B16 Bi-Rotor				
D1: Romain BELLETESTE D2: Christophe GADAIS		Total Stint: 22 Laps 45:16.400 (79%) Total Stint: 0 Laps	Best Lap: 1:52.187 On Lap 22 @ 125,29 kph				
STOP	IN TIME	DRIVER IN	STINT TIME	STOP TIME	TOTAL STOP TIME	OUT TIME	DRIVER OUT
1 -	13:25:45.869	Romain BELLETESTE	9:32.522	3:59.647	3:59.647	13:29:45.516	Romain BELLETESTE
2 -	13:47:26.398	Romain BELLETESTE	17:40.882	3:02.002	7:01.649	13:50:28.400	Romain BELLETESTE
-	Finish	Romain BELLETESTE	9:33.146				
<hr/>							
P3	4 H TSRC ' WKMR	Elva MK 8					
D1: Marc ALLOEND-BESSAND D2: Yann LE CALVEZ		Total Stint: 24 Laps 48:37.725 (80,22%) Total Stint: 0 Laps	Best Lap: 1:54.055 On Lap 16 @ 123,24 kph				
STOP	IN TIME	DRIVER IN	STINT TIME	STOP TIME	TOTAL STOP TIME	OUT TIME	DRIVER OUT
1 -	13:07:04.648	Marc ALLOEND-BES	6:47.923	10:03.166	10:03.166	13:17:07.814	Marc ALLOEND-BESSAND
2 -	13:35:26.059	Marc ALLOEND-BES	18:18.245	1:56.371	11:59.537	13:37:22.430	Marc ALLOEND-BESSAND
-	Finish	Marc ALLOEND-BE	23:31.557				
<hr/>							
P4	101 GTS 4	GBF RACING	TVR Tuscan Challenge				
D1: Christophe LABERTY D2: Sébastien MATHIEU		Total Stint: 21 Laps 46:21.072 (84,98%) Total Stint: 0 Laps	Best Lap: 1:57.373 On Lap 6 @ 119,75 kph				
STOP	IN TIME	DRIVER IN	STINT TIME	STOP TIME	TOTAL STOP TIME	OUT TIME	DRIVER OUT
1 -	13:28:23.936	Christophe LABERTY	12:16.809	3:42.888	3:42.888	13:32:06.824	Christophe LABERTY
-	Finish	Christophe LABERT	27:58.624				
<hr/>							
P5	16 GTS 3	TEAM BERSI	Porsche 911 3,0 RS				
D1: Damien KOHLER D2: José DA ROCHA		Total Stint: 23 Laps 48:52.410 (79,71%) Total Stint: 0 Laps	Best Lap: 1:59.087 On Lap 6 @ 118,03 kph				
STOP	IN TIME	DRIVER IN	STINT TIME	STOP TIME	TOTAL STOP TIME	OUT TIME	DRIVER OUT
1 -	13:07:06.885	Damien KOHLER	6:55.256	8:54.625	8:54.625	13:16:01.510	Damien KOHLER
2 -	13:30:36.322	Damien KOHLER	14:34.812	2:24.935	11:19.560	13:33:01.257	Damien KOHLER
3 -	13:43:45.245	Damien KOHLER	10:43.988	1:06.965	12:26.525	13:44:52.210	Damien KOHLER
-	Finish	Damien KOHLER	16:38.354				
<hr/>							
P6	56 GTS 3	LE DUIGOU RACING	Porsche 911 3,0 RS				
D1: Philippe BUREL D2: Victor FERNANDES D3: Rudy BUROT		Total Stint: 20 Laps 46:46.639 (86,39%) Total Stint: 0 Laps	Best Lap: 2:00.609 On Lap 19 @ 116,54 kph				
STOP	IN TIME	DRIVER IN	STINT TIME	STOP TIME	TOTAL STOP TIME	OUT TIME	DRIVER OUT
1 -	13:29:01.731	Philippe BUREL	12:50.736	2:15.257	2:15.257	13:31:16.988	Philippe BUREL
2 -	13:43:57.930	Philippe BUREL	12:40.942	2:54.278	5:09.535	13:46:52.208	Philippe BUREL
3 -	13:57:45.674	Philippe BUREL					
<hr/>							
P7	9 GTS 3	GT CLASSIC	Porsche 911 3,0 SC				
D1: Philippe BAERT D2: Stéphane MOREAU		Total Stint: 24 Laps 52:10.137 (85,79%) Total Stint: 0 Laps	Best Lap: 2:00.845 On Lap 8 @ 116,31 kph				
STOP	IN TIME	DRIVER IN	STINT TIME	STOP TIME	TOTAL STOP TIME	OUT TIME	DRIVER OUT
1 -	13:26:31.283	Philippe BAERT	10:27.925	2:49.087	2:49.087	13:29:20.370	Philippe BAERT
-	Finish	Philippe BAERT	31:43.361				
<hr/>							
P8	29 964	NET'CUV RACING	Porsche 964				
D1: Mickaël DESMAELE D2: Grégory LECAUDE D3: Ulric AMADO		Total Stint: 21 Laps 48:42.216 (91,04%) Total Stint: 0 Laps	Best Lap: 2:02.049 On Lap 7 @ 115,16 kph				
STOP	IN TIME	DRIVER IN	STINT TIME	STOP TIME	TOTAL STOP TIME	OUT TIME	DRIVER OUT
1 -	13:35:11.036	Mickaël DESMAELE	18:41.599	1:41.322	1:41.322	13:36:52.358	Mickaël DESMAELE
2 -	13:56:12.198	Mickaël DESMAELE					

6 Heures De Navarra

Private practices 2 - PIT STOP ANALYSIS

STOP	IN TIME	DRIVER IN	STINT TIME	STOP TIME	TOTAL STOP TIME	OUT TIME	DRIVER OUT
P9 35 SC WASSERMANN RACING BMW 323 i D1: Eric WASSERMANN Total Stint: 4 Laps- 10:47.691 (57,36%) Best Lap: 2:02.312 On Lap 3 @ 114,92 kph D2: Olivier HUEZ Total Stint: 0 Laps							
1 -	13:05:56.902	Eric WASSERMANN	2:08.794	10:21.845	10:21.845	13:16:18.747	Eric WASSERMANN
2 -	13:24:57.644	Eric WASSERMANN					
P10 183 TC 4 CHATEAUX SPORT AUTO BMW 635 CSI D1: Paul CHATEAUX Total Stint: 15 Laps35:16.610 (87,81%) Best Lap: 2:03.787 On Lap 13 @ 113,55 kph D2: Axel DE FERRAN Total Stint: 0 Laps							
1 -	13:39:15.962	Paul CHATEAUX	22:34.996	6:55.422	6:55.422	13:46:11.384	Paul CHATEAUX
2 -	13:58:52.998	Paul CHATEAUX					
P11 169 H GTS 12 HYRACING Shelby Cobra Daytona D1: Olivier MUYTJENS Total Stint: 23 Laps50:08.392 (82,96%) Best Lap: 2:04.325 On Lap 21 @ 113,06 kph D2: Brice PINEAU Total Stint: 0 Laps							
1 -	13:02:38.848	Olivier MUYTJENS	2:28.731	1:00.024	1:00.024	13:03:38.872	Olivier MUYTJENS
2 -	13:08:20.435	Olivier MUYTJENS	4:41.563	7:38.116	8:38.140	13:15:58.551	Olivier MUYTJENS
3 -	13:48:11.415	Olivier MUYTJENS	32:12.864	1:39.846	10:17.986	13:49:51.261	Olivier MUYTJENS
-	Finish	Olivier MUYTJENS	10:45.234				
P12 73 964 CSP LE MANS Porsche 964 D1: Pierre LE FLEM Total Stint: 21 Laps49:05.386 (84,46%) Best Lap: 2:05.349 On Lap 7 @ 112,13 kph D2: Bruno VIEREN Total Stint: 0 Laps D3: Marc CHATELLIER Total Stint: 0 Laps							
1 -	13:26:53.247	Pierre LE FLEM	10:53.612	2:33.507	2:33.507	13:29:26.754	Pierre LE FLEM
2 -	13:45:15.973	Pierre LE FLEM	15:49.219	1:54.133	4:27.640	13:47:10.106	Pierre LE FLEM
-	Finish	Pierre LE FLEM	13:44.485				
P13 71 944 CAS RACING Porsche 944 Turbo Cup D1: Dimitri BOUIC Total Stint: 9 Laps- 25:21.373 (70,58%) Best Lap: 2:08.128 On Lap 9 @ 109,70 kph D2: Boris BOUIC Total Stint: 0 Laps							
1 -	13:23:23.176	Dimitri BOUIC	7:08.222	7:13.684	7:13.684	13:30:36.860	Dimitri BOUIC
2 -	13:33:00.240	Dimitri BOUIC	2:23.380	49.448	8:03.132	13:33:49.688	Dimitri BOUIC
3 -	13:40:28.853	Dimitri BOUIC					
P14 42 TC 3 WASSERMANN RACING BMW M3 E30 D1: Guy BURNICHON Total Stint: 19 Laps46:58.513 (91,71%) Best Lap: 2:08.207 On Lap 5 @ 109,63 kph D2: Romain ROCHER Total Stint: 0 Laps							
1 -	13:29:20.964	Guy BURNICHON	13:04.778	1:47.732	1:47.732	13:31:08.696	Guy BURNICHON
2 -	13:58:28.020	Guy BURNICHON					
P15 11 SC V DE V TVR Griffith 200 D1: Eric VAN DE VYVER Total Stint: 15 Laps36:48.873 (67,62%) Best Lap: 2:08.387 On Lap 4 @ 109,48 kph D2: Patrick BROSSARD Total Stint: 0 Laps							
1 -	13:08:22.692	Eric VAN DE VYVER	4:48.339	8:03.646	8:03.646	13:16:26.338	Eric VAN DE VYVER
2 -	13:23:39.119	Eric VAN DE VYVER	7:12.781	5:31.821	13:35.467	13:29:10.940	Eric VAN DE VYVER
3 -	13:35:54.127	Eric VAN DE VYVER	6:43.187	3:56.603	17:32.070	13:39:50.730	Eric VAN DE VYVER
4 -	13:53:12.187	Eric VAN DE VYVER	13:21.457	2:28.016	20:00.086	13:55:40.203	Eric VAN DE VYVER
5 -	14:00:23.312	Eric VAN DE VYVER					
P16 20 944 CUDINI RACING TEAM Porsche 944 S2 D1: Arnold NORET Total Stint: 20 Laps47:19.934 (81,7%) Best Lap: 2:08.732 On Lap 12 @ 109,18 kph D2: Christian NORET Total Stint: 0 Laps D3: Jacques COLIBET Total Stint: 0 Laps							
1 -	13:28:29.890	Arnold NORET	11:39.350	3:29.590	3:29.590	13:31:59.480	Arnold NORET

6 Heures De Navarra

Private practices 2 - PIT STOP ANALYSIS

2 - 13:45:00.721 Arnold NORET 13:01.241 1:52.834 5:22.424 13:46:53.555 Arnold NORET
 - Finish Arnold NORET 13:23.536

P17 85 SC ATLANTIC RACING		BMW 635 Super Production					
D1: Jean-Marie BELLETESTE	Total Stint: 21 Laps53:09.079 (88,21%)	Best Lap: 2:09.085 On Lap 17 @ 108,89 kph					
D2: Pierre AVIRON-VIOLET	Total Stint: 0 Laps						
D3: José OLIVEIRA	Total Stint: 0 Laps						
STOP	IN TIME	DRIVER IN	STINT TIME	STOP TIME	TOTAL STOP TIME	OUT TIME	DRIVER OUT
1 -	13:32:55.087	Jean-Marie BELLETE	16:23.435	3:09.628	3:09.628	13:36:04.715	Jean-Marie BELLETESTE
2 -	13:44:48.103	Jean-Marie BELLETE	8:43.388	1:38.890	4:48.518	13:46:26.993	Jean-Marie BELLETESTE
-	Finish	Jean-Marie BELLET	15:22.962				

P18 36 944 CAS RACING		Porsche 944 Turbo					
D1: Benjamin MOUSSION	Total Stint: 11 Laps29:37.749 (91,84%)	Best Lap: 2:10.473 On Lap 11 @ 107,73 kph					
D2: Maeva MOUSSION	Total Stint: 0 Laps						
STOP	IN TIME	DRIVER IN	STINT TIME	STOP TIME	TOTAL STOP TIME	OUT TIME	DRIVER OUT
1 -	13:38:59.927	Benjamin MOUSSION					

P19 17 GTS 3 HYRACING		Porsche 911 3,0 RS					
D1: Jean-Paul PETIT	Total Stint: 12 Laps56:19.355 (95,37%)	Best Lap: 2:12.423 On Lap 10 @ 106,14 kph					
D2: Jacques ROUCOLLE	Total Stint: 0 Laps						
D3: Brice PINEAU	Total Stint: 0 Laps						
STOP	IN TIME	DRIVER IN	STINT TIME	STOP TIME	TOTAL STOP TIME	OUT TIME	DRIVER OUT
1 -	13:39:37.645	Jean-Paul PETIT	7:54.372	2:43.944	2:43.944	13:42:21.589	Jean-Paul PETIT
-	Finish	Jean-Paul PETIT	18:05.629				

P20 95 H TC 10 WKMR		Ford Mustang					
D1: Stéphane GUYOT-SIONNE	Total Stint: 12 Laps34:00.623 (69,93%)	Best Lap: 2:17.448 On Lap 12 @ 102,26 kph					
D2: Baptiste GUYOT-SIONNES	Total Stint: 0 Laps						
D3: Kilian NOËL	Total Stint: 0 Laps						
STOP	IN TIME	DRIVER IN	STINT TIME	STOP TIME	TOTAL STOP TIME	OUT TIME	DRIVER OUT
1 -	13:31:25.981	Stéphane GUYOT-SI	14:57.681	11:53.837	11:53.837	13:43:19.818	Stéphane GUYOT-SIONNES
2 -	13:55:33.624	Stéphane GUYOT-SI					

6 Heures De Navarra

Private practices 2 - SECTOR ANALYSIS

SECTOR 1 = FL to I1, SECTOR 2 = I1 to I2 SECTOR 3 = I2 to I3, SECTOR 4 = I3 to FL, DIFF = Difference To Personal Best Lap, P = Crossed Finish Line in Pit Lane

P1 83 SP 1 CHATEAUX SPORT AUTO		Chevron B16						
IDEAL LAP TIME : 1:50.995		BEST LAP TIME : 1:51.401		DIFFERENCE : 0.406				
D1: Matthieu CHATEAUX		D2: Pascal GERBOUT						
LAP	SECTOR 1	SECTOR 2	SECTOR 3	SPEED TRAP	LAP TIME	KPH	DIFF	TIME OF DAY
1 - D1	OUTLAP	41.030	42.232	140,9	2:03.236	114,05	11.835	13:19:17.519
2 - D1	32.027	40.739	43.355	200,0	1:56.121	121,04	4.720	13:21:13.640
3 - D1	30.820	42.051	44.455	196,0	1:57.326	119,80	5.925	13:23:10.966
4 - D1	30.127	39.860	49.506	196,0	1:59.493	117,63	8.092	13:25:10.459
5 - D1	30.533	39.074	41.794	200,0	1:51.401 (1)	126,17		13:27:01.860
6 - D1	31.437	44.218	IN PIT	196,0	7:01.454 P	33,35	5:10.053	13:34:03.314
7 - D1	OUTLAP	44.617	44.477	104,7	2:11.672	106,75	20.271	13:36:14.986
8 - D1	31.754	42.288	43.694	191,3	1:57.736	119,38	6.335	13:38:12.722
9 - D1	32.048	41.137	42.306	194,1	1:55.491 (3)	121,70	4.090	13:40:08.213
10 - D1	31.033	40.553	42.372	198,9	1:53.958 (2)	123,34	2.557	13:42:02.171

P2 48 SP 2 ATLANTIC RACING		Chevron B16 Bi-Rotor						
IDEAL LAP TIME : 1:50.998		BEST LAP TIME : 1:52.187		DIFFERENCE : 1.189				
D1: Romain BELLETESTE		D2: Christophe GADAIS						
LAP	SECTOR 1	SECTOR 2	SECTOR 3	SPEED TRAP	LAP TIME	KPH	DIFF	TIME OF DAY
1 - D1	OUTLAP	42.410	43.602	81,1	2:10.025	108,10	17.838	13:04:53.182
2 - D1	36.082	1:07.984	1:16.896	145,0	3:00.962	77,67	1:08.775	13:07:54.144
3 - D1	1:03.872	1:11.836	IN PIT	67,2	8:19.203 P	28,15	6:27.016	13:16:13.347
4 - D1	OUTLAP	40.933	43.607	140,9	2:02.785	114,47	10.598	13:18:16.132
5 - D1	31.177	39.658	42.080	192,2	1:52.915	124,48	0.728	13:20:09.047
6 - D1	30.609	39.544	42.078	200,0	1:52.231 (2)	125,24	0.044	13:22:01.278
7 - D1	30.630	39.380	42.416	180,0	1:52.426	125,02	0.239	13:23:53.704
8 - D1	30.926	41.298	IN PIT	189,4	5:51.812 P	39,95	3:59.625	13:29:45.516
9 - D1	OUTLAP	43.327	43.850	110,6	2:09.534	108,51	17.347	13:31:55.050
10 - D1	32.878	40.560	43.080	192,2	1:56.518	120,63	4.331	13:33:51.568
11 - D1	31.359	40.595	43.506	186,7	1:55.460	121,74	3.273	13:35:47.028
12 - D1	31.063	40.136	42.280	192,2	1:53.479	123,86	1.292	13:37:40.507
13 - D1	31.469	41.047	42.769	190,3	1:55.285	121,92	3.098	13:39:35.792
14 - D1	31.570	41.159	42.600	190,3	1:55.329	121,87	3.142	13:41:31.121
15 - D1	31.256	41.253	43.260	195,0	1:55.769	121,41	3.582	13:43:26.890
16 - D1	30.778	39.893	42.896	195,0	1:53.567	123,77	1.380	13:45:20.457
17 - D1	33.707	48.377	IN PIT	189,4	5:07.943 P	45,64	3:15.756	13:50:28.400
18 - D1	OUTLAP	41.204	42.629	139,9	2:02.115	115,10	9.928	13:52:30.515
19 - D1	31.275	40.077	42.096	184,1	1:53.448	123,89	1.261	13:54:23.963
20 - D1	31.098	39.512	41.801	178,3	1:52.411 (3)	125,04	0.224	13:56:16.374
21 - D1	30.596	39.613	42.776	187,6	1:52.985	124,40	0.798	13:58:09.359
22 - D1	30.504	38.693	42.990	196,0	1:52.187 (1)	125,29		14:00:01.546

6 Heures De Navarra

Private practices 2 - SECTOR ANALYSIS

SECTOR 1 = FL to I1, SECTOR 2 = I1 to I2 SECTOR 3 = I2 to I3, SECTOR 4 = I3 to FL, DIFF = Difference To Personal Best Lap, P = Crossed Finish Line in Pit Lane

P3 4 H TSRC ' WKMR		Elva MK 8						
IDEAL LAP TIME : 1:54.055		BEST LAP TIME : 1:54.055		DIFFERENCE : 0.000				
D1: Marc ALLOEND-BESS/ D2: Yann LE CALVEZ								
LAP	SECTOR 1	SECTOR 2	SECTOR 3	SPEED TRAP	LAP TIME	KPH	DIFF	TIME OF DAY
1 - D1	OUTLAP	45.273	44.981	102,8	2:18.911	101,18	24.856	13:02:35.636
2 - D1	33.660	42.119	43.798	195,0	1:59.577	117,54	5.522	13:04:35.213
3 - D1	40.615	58.147	IN PIT	153,4	12:32.601	P 18,67	10:38.546	13:17:07.814
4 - D1	OUTLAP	41.779	43.547	138,4	2:12.460	106,11	18.405	13:19:20.274
5 - D1	33.049	41.981	44.409	180,0	1:59.439	117,68	5.384	13:21:19.713
6 - D1	33.810	43.228	43.891	190,3	2:00.929	116,23	6.874	13:23:20.642
7 - D1	32.218	41.242	1:03.381	188,5	2:16.841	102,71	22.786	13:25:37.483
8 - D1	32.565	41.602	44.177	194,1	1:58.344	118,77	4.289	13:27:35.827
9 - D1	31.710	40.776	43.239	192,2	1:55.725	(3) 121,46	1.670	13:29:31.552
10 - D1	32.632	42.711	44.618	194,1	1:59.961	117,17	5.906	13:31:31.513
11 - D1	32.742	41.267	45.383	187,6	1:59.392	117,73	5.337	13:33:30.905
12 - D1	32.386	42.110	IN PIT	193,1	3:51.525	P 60,71	1:57.470	13:37:22.430
13 - D1	OUTLAP	42.937	44.992	126,9	2:08.347	109,51	14.292	13:39:30.777
14 - D1	32.465	42.573	43.361	184,1	1:58.399	118,71	4.344	13:41:29.176
15 - D1	32.557	42.587	43.023	174,4	1:58.167	118,95	4.112	13:43:27.343
16 - D1	31.349	40.370	42.336	191,3	1:54.055	(1) 123,24		13:45:21.398
17 - D1	32.021	41.288	42.843	198,9	1:56.152	121,01	2.097	13:47:17.550
18 - D1	32.574	41.494	43.381	186,7	1:57.449	119,67	3.394	13:49:14.999
19 - D1	31.612	41.383	42.561	194,1	1:55.556	(2) 121,63	1.501	13:51:10.555
20 - D1	31.700	42.490	43.321	190,3	1:57.511	119,61	3.456	13:53:08.066
21 - D1	31.741	41.432	43.053	200,0	1:56.226	120,93	2.171	13:55:04.292
22 - D1	32.004	41.623	42.674	185,0	1:56.301	120,86	2.246	13:57:00.593
23 - D1	32.656	41.110	43.484	198,0	1:57.250	119,88	3.195	13:58:57.843
24 - D1	31.506	41.620	43.018	197,0	1:56.144	121,02	2.089	14:00:53.987

P4 101 GTS 4 GBF RACING		TVR Tuscan Challenge						
IDEAL LAP TIME : 1:57.286		BEST LAP TIME : 1:57.373		DIFFERENCE : 0.087				
D1: Christophe LABERTY D2: Sébastien MATHIEU								
LAP	SECTOR 1	SECTOR 2	SECTOR 3	SPEED TRAP	LAP TIME	KPH	DIFF	TIME OF DAY
1 - D1	OUTLAP	55.376	56.412	97,0	2:44.043	85,68	46.670	13:08:16.863
2 - D1	59.626	1:13.807	IN PIT	65,7	7:50.264	P 29,89	5:52.891	13:16:07.127
3 - D1	OUTLAP	43.824	45.993	113,4	2:12.553	106,04	15.180	13:18:19.680
4 - D1	34.257	41.944	43.763	196,0	1:59.964	(3) 117,17	2.591	13:20:19.644
5 - D1	32.381	41.762	43.868	193,1	1:58.011	(2) 119,10	0.638	13:22:17.655
6 - D1	31.780	41.849	43.744	202,0	1:57.373	(1) 119,75		13:24:15.028
7 - D1	32.694	42.082	47.673	202,0	2:02.449	114,79	5.076	13:26:17.477
8 - D1	37.397	45.229	IN PIT	160,9	5:49.347	P 40,23	3:51.974	13:32:06.824
9 - D1	OUTLAP	47.947	48.221	120,0	2:19.332	100,88	21.959	13:34:26.156
10 - D1	35.267	43.741	46.598	165,6	2:05.606	111,90	8.233	13:36:31.762
11 - D1	35.099	44.163	46.344	177,5	2:05.606	111,90	8.233	13:38:37.368
12 - D1	35.717	42.839	46.481	162,9	2:05.037	112,41	7.664	13:40:42.405
13 - D1	35.138	43.504	45.905	173,6	2:04.547	112,85	7.174	13:42:46.952
14 - D1	35.404	45.225	47.368	173,6	2:07.997	109,81	10.624	13:44:54.949
15 - D1	35.747	43.667	45.589	166,3	2:05.003	112,44	7.630	13:46:59.952
16 - D1	37.388	43.591	45.216	162,9	2:06.195	111,38	8.822	13:49:06.147
17 - D1	34.452	43.141	45.214	174,4	2:02.807	114,45	5.434	13:51:08.954
18 - D1	34.727	43.040	46.066	178,3	2:03.833	113,50	6.460	13:53:12.787
19 - D1	35.647	44.575	45.251	172,9	2:05.473	112,02	8.100	13:55:18.260
20 - D1	35.823	44.061	1:15.047	177,5	2:34.931	90,72	37.558	13:57:53.191
21 - D1	39.952	44.561	47.744	127,3	2:12.257	106,27	14.884	14:00:05.448

6 Heures De Navarra

Private practices 2 - SECTOR ANALYSIS

SECTOR 1 = FL to I1, SECTOR 2 = I1 to I2 SECTOR 3 = I2 to I3, SECTOR 4 = I3 to FL, DIFF = Difference To Personal Best Lap, P = Crossed Finish Line in Pit Lane

P5 16 GTS 3 TEAM BERSI				Porsche 911 3,0 RS				
IDEAL LAP TIME : 1:58.487		BEST LAP TIME : 1:59.087		DIFFERENCE : 0.600				
D1: Damien KOHLER		D2: José DA ROCHA						
LAP	SECTOR 1	SECTOR 2	SECTOR 3	SPEED TRAP	LAP TIME	KPH	DIFF	TIME OF DAY
1 - D1	OUTLAP	49.247	49.521	96,1	2:30.466	93,41	31.379	13:02:42.095
2 - D1	34.547	43.432	45.314	179,1	2:03.293	114,00	4.206	13:04:45.388
3 - D1	35.105	57.769	IN PIT	154,6	11:16.122	P 20,78	9:17.035	13:16:01.510
4 - D1	OUTLAP	47.798	48.993	122,9	2:18.713	101,33	19.626	13:18:20.223
5 - D1	35.034	42.877	44.666	173,6	2:02.577	114,67	3.490	13:20:22.800
6 - D1	33.229	42.018	43.840	186,7	1:59.087	(1) 118,03		13:22:21.887
7 - D1	33.710	42.263	43.564	181,6	1:59.537	(2) 117,58	0.450	13:24:21.424
8 - D1	33.032	41.906	47.989	185,9	2:02.927	114,34	3.840	13:26:24.351
9 - D1	33.017	46.903	49.329	185,0	2:09.249	108,75	10.162	13:28:33.600
10 - D1	33.588	45.449	IN PIT	185,9	4:27.657	P 52,51	2:28.570	13:33:01.257
11 - D1	OUTLAP	45.692	48.245	84,2	2:19.659	100,64	20.572	13:35:20.916
12 - D1	35.591	43.335	47.014	172,9	2:05.940	111,61	6.853	13:37:26.856
13 - D1	34.106	42.923	47.861	179,1	2:04.890	112,54	5.803	13:39:31.746
14 - D1	34.640	43.239	45.569	176,0	2:03.448	113,86	4.361	13:41:35.194
15 - D1	38.979	47.611	IN PIT	184,1	3:17.016	P 71,34	1:17.929	13:44:52.210
16 - D1	OUTLAP	44.870	45.595	117,8	2:12.675	105,94	13.588	13:47:04.885
17 - D1	34.757	44.733	45.890	185,9	2:05.380	112,10	6.293	13:49:10.265
18 - D1	33.389	42.270	44.819	186,7	2:00.478	(3) 116,67	1.391	13:51:10.743
19 - D1	34.038	42.830	44.888	162,9	2:01.756	115,44	2.669	13:53:12.499
20 - D1	33.329	42.459	45.344	192,2	2:01.132	116,04	2.045	13:55:13.631
21 - D1	34.376	42.527	44.800	186,7	2:01.703	115,49	2.616	13:57:15.334
22 - D1	34.664	42.769	46.646	178,3	2:04.079	113,28	4.992	13:59:19.413
23 - D1	36.211	44.290	50.650	169,2	2:11.151	107,17	12.064	14:01:30.564

P6 56 GTS 3 LE DUIGOU RACING				Porsche 911 3,0 RS				
IDEAL LAP TIME : 1:59.865		BEST LAP TIME : 2:00.609		DIFFERENCE : 0.744				
D1: Philippe BUREL		D2: Victor FERNANDES		D3: Rudy BURTO				
LAP	SECTOR 1	SECTOR 2	SECTOR 3	SPEED TRAP	LAP TIME	KPH	DIFF	TIME OF DAY
1 - D1	OUTLAP	54.155	52.702	97,2	2:40.175	87,75	39.566	13:03:59.695
2 - D1	38.495	47.062	57.132	148,8	2:22.689	98,50	22.080	13:06:22.384
3 - D1	49.008	53.815	55.696	95,4	2:38.519	88,67	37.910	13:09:00.903
4 - D1	46.297	56.173	IN PIT	107,0	7:10.092	P 32,68	5:09.483	13:16:10.995
5 - D1	OUTLAP	46.215	47.224	127,7	2:15.255	103,92	14.646	13:18:26.250
6 - D1	34.931	44.486	46.311	169,2	2:05.728	111,79	5.119	13:20:31.978
7 - D1	34.740	46.405	46.032	169,9	2:07.177	110,52	6.568	13:22:39.155
8 - D1	33.554	55.831	47.640	172,1	2:17.025	102,58	16.416	13:24:56.180
9 - D1	34.226	43.655	47.930	172,9	2:05.811	111,72	5.202	13:27:01.991
10 - D1	34.003	44.738	IN PIT	169,2	4:14.997	P 55,12	2:14.388	13:31:16.988
11 - D1	OUTLAP	44.696	47.156	111,5	2:14.161	104,77	13.552	13:33:31.149
12 - D1	34.475	43.439	45.290	176,0	2:03.204	114,08	2.595	13:35:34.353
13 - D1	33.944	43.240	45.662	174,4	2:02.846	114,42	2.237	13:37:37.199
14 - D1	33.770	43.679	44.523	180,8	2:01.972	115,24	1.363	13:39:39.171
15 - D1	33.599	42.769	44.929	176,0	2:01.297	(3) 115,88	0.688	13:41:40.468
16 - D1	40.554	49.836	IN PIT	157,7	5:11.740	P 45,08	3:11.131	13:46:52.208
17 - D1	OUTLAP	54.489	50.788	113,4	2:29.961	93,73	29.352	13:49:22.169
18 - D1	34.052	44.642	45.783	177,5	2:04.477	112,92	3.868	13:51:26.646
19 - D1	32.758	42.643	45.208	186,7	2:00.609	(1) 116,54		13:53:27.255
20 - D1	33.746	42.584	44.709	182,4	2:01.039	(2) 116,12	0.430	13:55:28.294

6 Heures De Navarra

Private practices 2 - SECTOR ANALYSIS

SECTOR 1 = FL to I1, SECTOR 2 = I1 to I2 SECTOR 3 = I2 to I3, SECTOR 4 = I3 to FL, DIFF = Difference To Personal Best Lap, P = Crossed Finish Line in Pit Lane

P7 9 GTS 3 GT CLASSIC		Porsche 911 3,0 SC						
IDEAL LAP TIME : 2:00.528		BEST LAP TIME : 2:00.845		DIFFERENCE : 0.317				
D1: Philippe BAERT		D2: Stéphane MOREAU						
LAP	SECTOR 1	SECTOR 2	SECTOR 3	SPEED TRAP	LAP TIME	KPH	DIFF	TIME OF DAY
1 - D1	OUTLAP	49.094	49.223	99,0	2:27.361	95,38	26.516	13:02:42.576
2 - D1	35.160	43.876	45.790	169,2	2:04.826	112,60	3.981	13:04:47.402
3 - D1	35.567	56.525	1:00.466	148,8	2:32.558	92,13	31.713	13:07:19.960
4 - D1	1:01.758	1:01.815	IN PIT	79,0	8:43.398 P	26,85	6:42.553	13:16:03.358
5 - D1	OUTLAP	47.128	49.526	126,1	2:18.011	101,84	17.166	13:18:21.369
6 - D1	35.281	43.738	45.282	172,1	2:04.301	113,08	3.456	13:20:25.670
7 - D1	34.208	42.932	44.981	167,7	2:02.121 (2)	115,10	1.276	13:22:27.791
8 - D1	33.719	42.301	44.825	166,3	2:00.845 (1)	116,31		13:24:28.636
9 - D1	33.402	42.928	IN PIT	179,1	4:51.734 P	48,18	2:50.889	13:29:20.370
10 - D1	OUTLAP	45.835	46.963	126,5	2:16.008	103,34	15.163	13:31:36.378
11 - D1	35.780	43.944	46.792	154,6	2:06.516	111,10	5.671	13:33:42.894
12 - D1	36.033	44.617	47.617	156,5	2:08.267	109,58	7.422	13:35:51.161
13 - D1	35.678	44.288	46.663	158,4	2:06.629	111,00	5.784	13:37:57.790
14 - D1	35.783	43.981	46.460	157,1	2:06.224	111,35	5.379	13:40:04.014
15 - D1	35.539	44.348	47.669	155,9	2:07.556	110,19	6.711	13:42:11.570
16 - D1	35.518	43.847	46.426	157,1	2:05.791	111,74	4.946	13:44:17.361
17 - D1	35.265	43.622	46.610	160,3	2:05.497	112,00	4.652	13:46:22.858
18 - D1	35.066	44.129	47.269	159,6	2:06.464	111,14	5.619	13:48:29.322
19 - D1	36.006	45.081	46.439	159,6	2:07.526	110,22	6.681	13:50:36.848
20 - D1	35.851	44.258	47.026	167,7	2:07.135	110,56	6.290	13:52:43.983
21 - D1	35.159	43.731	46.568	166,3	2:05.458	112,03	4.613	13:54:49.441
22 - D1	35.050	43.805	45.955	167,7	2:04.810	112,62	3.965	13:56:54.251
23 - D1	34.712	43.200	46.303	166,3	2:04.215 (3)	113,16	3.370	13:58:58.466
24 - D1	34.833	43.430	47.002	167,7	2:05.265	112,21	4.420	14:01:03.731

P8 29 964 NET'CUV RACING		Porsche 964						
IDEAL LAP TIME : 2:02.048		BEST LAP TIME : 2:02.049		DIFFERENCE : 0.001				
D1: Mickaël DESMAELE		D2: Grégory LECAUDE		D3: Ulric AMADO				
LAP	SECTOR 1	SECTOR 2	SECTOR 3	SPEED TRAP	LAP TIME	KPH	DIFF	TIME OF DAY
1 - D1	OUTLAP	45.055	47.583	116,8	2:15.969	103,37	13.920	13:02:49.964
2 - D1	34.901	44.736	46.960	154,6	2:06.597	111,03	4.548	13:04:56.561
3 - D1	34.623	1:07.261	1:17.304	150,5	2:59.188	78,44	57.139	13:07:55.749
4 - D1	1:03.807	1:11.509	IN PIT	63,4	8:33.688 P	27,36	6:31.639	13:16:29.437
5 - D1	OUTLAP	45.691	47.284	95,8	2:14.973	104,14	12.924	13:18:44.410
6 - D1	34.342	43.358	45.685	179,1	2:03.385 (2)	113,92	1.336	13:20:47.795
7 - D1	33.537	43.359	45.153	183,3	2:02.049 (1)	115,16		13:22:49.844
8 - D1	33.821	43.844	45.738	186,7	2:03.403 (3)	113,90	1.354	13:24:53.247
9 - D1	33.976	44.476	46.522	185,0	2:04.974	112,47	2.925	13:26:58.221
10 - D1	34.020	43.885	45.630	186,7	2:03.535	113,78	1.486	13:29:01.756
11 - D1	33.643	43.739	46.043	185,9	2:03.425	113,88	1.376	13:31:05.181
12 - D1	33.884	44.133	45.733	185,9	2:03.750	113,58	1.701	13:33:08.931
13 - D1	34.656	44.204	IN PIT	170,6	3:43.427 P	62,91	1:41.378	13:36:52.358
14 - D1	OUTLAP	45.655	47.114	126,9	2:15.594	103,66	13.545	13:39:07.952
15 - D1	35.787	45.596	50.442	183,3	2:11.825	106,62	9.776	13:41:19.777
16 - D1	33.825	47.718	49.236	181,6	2:10.779	107,48	8.730	13:43:30.556
17 - D1	35.437	45.113	47.473	168,5	2:08.023	109,79	5.974	13:45:38.579
18 - D1	34.167	44.355	47.935	179,1	2:06.457	111,15	4.408	13:47:45.036
19 - D1	34.577	45.948	47.329	178,3	2:07.854	109,93	5.805	13:49:52.890
20 - D1	33.915	44.337	47.738	181,6	2:05.990	111,56	3.941	13:51:58.880
21 - D1	34.495	44.081	46.275	187,6	2:04.851	112,58	2.802	13:54:03.731

6 Heures De Navarra

Private practices 2 - SECTOR ANALYSIS

SECTOR 1 = FL to I1, SECTOR 2 = I1 to I2 SECTOR 3 = I2 to I3, SECTOR 4 = I3 to FL, DIFF = Difference To Personal Best Lap, P = Crossed Finish Line in Pit Lane

P9 35 SC		WASSERMANN RACING			BMW 323 i				
IDEAL LAP TIME : 2:00.932		BEST LAP TIME : 2:02.312			DIFFERENCE : 1.380				
D1: Eric WASSERMANN		D2: Olivier HUEZ							
LAP	SECTOR 1	SECTOR 2	SECTOR 3	SPEED TRAP	LAP TIME	KPH	DIFF	TIME OF DAY	
1 - D1	OUTLAP	43.869	IN PIT	123,3	12:30.639	P 18,72	10:28.327	13:16:18.747	
2 - D1	OUTLAP	44.175	46.562	135,6	2:11.526	106,87	9.214	13:18:30.273	
3 - D1	34.223	42.775	45.314	187,6	2:02.312 (1)	114,92		13:20:32.585	
4 - D1	34.517	44.747	45.372	185,0	2:04.636 (2)	112,77	2.324	13:22:37.221	

P10 183 TC 4		CHATEAUX SPORT AUTO			BMW 635 CSI				
IDEAL LAP TIME : 2:03.286		BEST LAP TIME : 2:03.787			DIFFERENCE : 0.501				
D1: Paul CHATEAUX		D2: Axel DE FERRAN							
LAP	SECTOR 1	SECTOR 2	SECTOR 3	SPEED TRAP	LAP TIME	KPH	DIFF	TIME OF DAY	
1 - D1	OUTLAP	48.348	48.865	109,6	2:23.296	98,09	19.509	13:19:04.262	
2 - D1	37.487	45.986	49.117	159,6	2:12.590	106,01	8.803	13:21:16.852	
3 - D1	38.676	49.809	1:00.707	151,7	2:29.192	94,21	25.405	13:23:46.044	
4 - D1	37.757	47.744	48.874	152,8	2:14.375	104,60	10.588	13:26:00.419	
5 - D1	36.338	44.221	49.241	154,0	2:09.800	108,29	6.013	13:28:10.219	
6 - D1	35.598	45.378	47.640	168,5	2:08.616	109,28	4.829	13:30:18.835	
7 - D1	34.847	44.225	48.413	169,2	2:07.485	110,25	3.698	13:32:26.320	
8 - D1	41.545	52.710	53.519	131,1	2:27.774	95,11	23.987	13:34:54.094	
9 - D1	34.719	44.323	47.613	180,0	2:06.655	110,98	2.868	13:37:00.749	
10 - D1	38.457	48.606	IN PIT	145,0	9:10.635	P 25,52	7:06.848	13:46:11.384	
11 - D1	OUTLAP	45.568	49.830	120,0	2:19.647	100,65	15.860	13:48:31.031	
12 - D1	34.884	45.186	46.421	170,6	2:06.491	111,12	2.704	13:50:37.522	
13 - D1	34.262	43.753	45.772	183,3	2:03.787 (1)	113,55		13:52:41.309	
14 - D1	34.807	43.768	45.790	175,2	2:04.365 (2)	113,02	0.578	13:54:45.674	
15 - D1	34.684	43.252	47.708	169,2	2:05.644 (3)	111,87	1.857	13:56:51.318	

P11 169 H GTS 12 HYRACING					Shelby Cobra Daytona				
IDEAL LAP TIME : 2:04.298		BEST LAP TIME : 2:04.325			DIFFERENCE : 0.027				
D1: Olivier MUJTJENS		D2: Brice PINEAU							
LAP	SECTOR 1	SECTOR 2	SECTOR 3	SPEED TRAP	LAP TIME	KPH	DIFF	TIME OF DAY	
1 - D1	OUTLAP	49.612	IN PIT	90,6	3:28.755	P 67,33	1:24.430	13:03:38.872	
2 - D1	OUTLAP	46.225	51.686	92,5	2:23.215	98,14	18.890	13:06:02.087	
3 - D1	41.105	49.419	IN PIT	148,8	9:56.464	P 23,56	7:52.139	13:15:58.551	
4 - D1	OUTLAP	48.064	49.178	117,1	2:21.028	99,66	16.703	13:18:19.579	
5 - D1	37.837	45.938	47.046	164,3	2:10.821	107,44	6.496	13:20:30.400	
6 - D1	35.388	46.814	47.900	174,4	2:10.102	108,03	5.777	13:22:40.502	
7 - D1	35.471	46.421	47.087	172,1	2:08.979	108,98	4.654	13:24:49.481	
8 - D1	35.697	45.158	47.475	175,2	2:08.330	109,53	4.005	13:26:57.811	
9 - D1	36.116	44.973	46.569	176,7	2:07.658	110,10	3.333	13:29:05.469	
10 - D1	35.564	45.271	47.273	179,1	2:08.108	109,72	3.783	13:31:13.577	
11 - D1	35.083	44.825	46.185	179,1	2:06.093 (3)	111,47	1.768	13:33:19.670	
12 - D1	36.785	45.425	47.992	179,1	2:10.202	107,95	5.877	13:35:29.872	
13 - D1	35.688	44.986	48.560	173,6	2:09.234	108,76	4.909	13:37:39.106	
14 - D1	35.342	45.754	48.414	178,3	2:09.510	108,53	5.185	13:39:48.616	
15 - D1	35.289	45.065	47.397	180,8	2:07.751	110,02	3.426	13:41:56.367	
16 - D1	35.312	44.907	46.505	180,0	2:06.724	110,91	2.399	13:44:03.091	
17 - D1	35.236	44.744	46.516	184,1	2:06.496	111,11	2.171	13:46:09.587	
18 - D1	36.012	45.199	IN PIT	182,4	3:41.674	P 63,40	1:37.349	13:49:51.261	
19 - D1	OUTLAP	45.560	48.034	122,9	2:15.881	103,44	11.556	13:52:07.142	
20 - D1	34.900	43.847	46.552	180,8	2:05.299 (2)	112,18	0.974	13:54:12.441	
21 - D1	34.298	43.815	46.212	168,5	2:04.325 (1)	113,06		13:56:16.766	
22 - D1	35.901	47.402	47.938	147,7	2:11.241	107,10	6.916	13:58:28.007	
23 - D1	37.064	45.178	46.246	137,0	2:08.488	109,39	4.163	14:00:36.495	

6 Heures De Navarra

Private practices 2 - SECTOR ANALYSIS

SECTOR 1 = FL to I1, SECTOR 2 = I1 to I2 SECTOR 3 = I2 to I3, SECTOR 4 = I3 to FL, DIFF = Difference To Personal Best Lap, P = Crossed Finish Line in Pit Lane

P12 73 964		CSP LE MANS		Porsche 964				
IDEAL LAP TIME : 2:05.028		BEST LAP TIME : 2:05.349		DIFFERENCE : 0.321				
D1: Pierre LE FLEM		D2: Bruno VIENEN		D3: Marc CHATELLIER				
LAP	SECTOR 1	SECTOR 2	SECTOR 3	SPEED TRAP	LAP TIME	KPH	DIFF	TIME OF DAY
1 - D1	OUTLAP	46.593	49.887	131,1	2:19.594	100,69	14.245	13:05:06.851
2 - D1	42.350	1:03.238	1:14.281	136,5	2:59.869	78,14	54.520	13:08:06.720
3 - D1	1:04.545	1:11.059	IN PIT	63,5	7:52.915 P	29,72	5:47.566	13:15:59.635
4 - D1	OUTLAP	46.413	47.913	120,0	2:17.485	102,23	12.136	13:18:17.120
5 - D1	51.445	45.043	47.322	179,1	2:23.810	97,74	18.461	13:20:40.930
6 - D1	35.465	44.748	46.272	180,8	2:06.485 (2)	111,12	1.136	13:22:47.415
7 - D1	34.403	44.724	46.222	182,4	2:05.349 (1)	112,13		13:24:52.764
8 - D1	34.082	44.751	IN PIT	181,6	4:33.990 P	51,30	2:28.641	13:29:26.754
9 - D1	OUTLAP	49.297	50.231	83,5	2:24.457	97,30	19.108	13:31:51.211
10 - D1	38.325	48.428	49.566	154,6	2:16.319	103,11	10.970	13:34:07.530
11 - D1	37.554	47.582	48.434	149,4	2:13.570	105,23	8.221	13:36:21.100
12 - D1	36.404	49.181	49.957	158,4	2:15.542	103,70	10.193	13:38:36.642
13 - D1	38.875	48.623	49.065	127,7	2:16.563	102,92	11.214	13:40:53.205
14 - D1	37.940	48.242	49.067	154,0	2:15.249	103,92	9.900	13:43:08.454
15 - D1	37.678	47.783	IN PIT	159,0	4:01.652 P	58,16	1:56.303	13:47:10.106
16 - D1	OUTLAP	51.244	51.558	109,6	2:30.474	93,41	25.125	13:49:40.580
17 - D1	37.936	48.493	49.629	161,6	2:16.058	103,31	10.709	13:51:56.638
18 - D1	37.801	48.129	49.589	165,0	2:15.519	103,72	10.170	13:54:12.157
19 - D1	37.878	48.305	49.748	158,4	2:15.931	103,40	10.582	13:56:28.088
20 - D1	37.592	47.271	49.227	154,0	2:14.090	104,82	8.741	13:58:42.178
21 - D1	36.839	46.915	48.659	168,5	2:12.413 (3)	106,15	7.064	14:00:54.591

P13 71 944		CAS RACING		Porsche 944 Turbo Cup				
IDEAL LAP TIME : 2:08.128		BEST LAP TIME : 2:08.128		DIFFERENCE : 0.000				
D1: Dimitri BOUIC		D2: Boris BOUIC						
LAP	SECTOR 1	SECTOR 2	SECTOR 3	SPEED TRAP	LAP TIME	KPH	DIFF	TIME OF DAY
1 - D1	OUTLAP	56.865	55.358	91,2	2:50.505	82,43	42.377	13:05:07.988
2 - D1	45.736	1:00.543	1:13.518	112,8	2:59.797 (3)	78,17	51.669	13:08:07.785
3 - D1	1:05.369	1:10.780	IN PIT	65,4	8:07.169 P	28,85	5:59.041	13:16:14.954
4 - D1	OUTLAP	52.369	53.524	126,9	2:32.575	92,12	24.447	13:18:47.529
5 - D1	38.749	51.212	50.821	150,5	2:20.782 (2)	99,84	12.654	13:21:08.311
6 - D1	39.603	49.501	IN PIT	141,4	9:28.549 P	24,72	7:20.421	13:30:36.860
7 - D1	OUTLAP	50.339	IN PIT	125,7	3:12.828 P	72,89	1:04.700	13:33:49.688
8 - D1	OUTLAP	46.317	47.913	129,4	2:15.335	103,86	7.207	13:36:05.023
9 - D1	35.456	45.112	47.560	186,7	2:08.128 (1)	109,70		13:38:13.151

6 Heures De Navarra

Private practices 2 - SECTOR ANALYSIS

SECTOR 1 = FL to I1, SECTOR 2 = I1 to I2 SECTOR 3 = I2 to I3, SECTOR 4 = I3 to FL, DIFF = Difference To Personal Best Lap, P = Crossed Finish Line in Pit Lane

P14 42 TC 3		WASSERMANN RACING		BMW M3 E30					
IDEAL LAP TIME : 2:08.000		BEST LAP TIME : 2:08.207		DIFFERENCE : 0.207					
D1: Guy BURNICHON		D2: Romain ROCHER							
LAP	SECTOR 1	SECTOR 2	SECTOR 3	SPEED TRAP	LAP TIME	KPH	DIFF	TIME OF DAY	
1 - D1	OUTLAP	1:00.960	1:13.510	55,8	3:11.983	73,21	1:03.776	13:08:09.041	
2 - D1	1:05.500	1:12.581	IN PIT	65,0	8:07.145	P 28,85	5:58.938	13:16:16.186	
3 - D1	OUTLAP	46.704	49.822	126,5	2:20.297	100,18	12.090	13:18:36.483	
4 - D1	37.032	45.546	48.308	163,6	2:10.886	(3) 107,39	2.679	13:20:47.369	
5 - D1	36.094	44.424	47.689	156,5	2:08.207	(1) 109,63		13:22:55.576	
6 - D1	35.887	46.669	49.876	169,2	2:12.432	106,13	4.225	13:25:08.008	
7 - D1	36.065	44.666	48.327	172,9	2:09.058	(2) 108,91	0.851	13:27:17.066	
8 - D1	36.116	45.940	IN PIT	166,3	3:51.630	P 60,68	1:43.423	13:31:08.696	
9 - D1	OUTLAP	48.384	51.659	87,8	2:25.416	96,66	17.209	13:33:34.112	
10 - D1	38.964	47.717	51.108	145,5	2:17.789	102,01	9.582	13:35:51.901	
11 - D1	38.564	47.406	50.442	142,9	2:16.412	103,04	8.205	13:38:08.313	
12 - D1	39.129	47.024	50.253	150,5	2:16.406	103,04	8.199	13:40:24.719	
13 - D1	38.161	47.123	50.344	147,2	2:15.628	103,63	7.421	13:42:40.347	
14 - D1	37.688	46.866	50.229	154,0	2:14.783	104,28	6.576	13:44:55.130	
15 - D1	38.159	48.348	50.312	154,0	2:16.819	102,73	8.612	13:47:11.949	
16 - D1	37.650	48.482	49.961	157,1	2:16.093	103,28	7.886	13:49:28.042	
17 - D1	37.364	47.227	49.979	156,5	2:14.570	104,45	6.363	13:51:42.612	
18 - D1	37.103	46.839	49.408	160,3	2:13.350	105,40	5.143	13:53:55.962	
19 - D1	37.398	47.127	49.913	157,7	2:14.438	104,55	6.231	13:56:10.400	

P15 11 SC		V DE V		TVR Griffith 200					
IDEAL LAP TIME : 2:08.005		BEST LAP TIME : 2:08.387		DIFFERENCE : 0.382					
D1: Eric VAN DE VYVER		D2: Patrick BROSSARD							
LAP	SECTOR 1	SECTOR 2	SECTOR 3	SPEED TRAP	LAP TIME	KPH	DIFF	TIME OF DAY	
1 - D1	OUTLAP	46.872	50.880	86,6	2:28.538	94,63	20.151	13:06:02.891	
2 - D1	42.567	49.929	IN PIT	142,9	10:23.447	P 22,54	8:15.060	13:16:26.338	
3 - D1	OUTLAP	46.908	49.432	118,9	2:20.776	99,84	12.389	13:18:47.114	
4 - D1	35.134	45.689	47.564	182,4	2:08.387	(1) 109,48		13:20:55.501	
5 - D1	46.816	59.921	IN PIT	108,7	8:15.439	P 28,37	6:07.052	13:29:10.940	
6 - D1	OUTLAP	47.376	47.182	116,1	2:20.379	100,13	11.992	13:31:31.319	
7 - D1	36.464	46.316	47.606	169,9	2:10.386	(2) 107,80	1.999	13:33:41.705	
8 - D1	36.566	48.784	IN PIT	172,9	6:09.025	P 38,09	4:00.638	13:39:50.730	
9 - D1	OUTLAP	47.829	50.777	112,1	2:23.228	98,13	14.841	13:42:13.958	
10 - D1	37.263	47.050	49.411	153,4	2:13.724	105,11	5.337	13:44:27.682	
11 - D1	37.091	47.143	49.216	169,2	2:13.450	105,32	5.063	13:46:41.132	
12 - D1	35.915	46.243	48.344	182,4	2:10.502	(3) 107,70	2.115	13:48:51.634	
13 - D1	36.925	46.147	48.861	182,4	2:11.933	106,54	3.546	13:51:03.567	
14 - D1	35.969	49.390	IN PIT	177,5	4:36.636	P 50,81	2:28.249	13:55:40.203	
15 - D1	OUTLAP	47.186	51.243	121,1	2:20.782	99,84	12.395	13:58:00.985	

6 Heures De Navarra

Private practices 2 - SECTOR ANALYSIS

SECTOR 1 = FL to I1, SECTOR 2 = I1 to I2 SECTOR 3 = I2 to I3, SECTOR 4 = I3 to FL, DIFF = Difference To Personal Best Lap, P = Crossed Finish Line in Pit Lane

P16 20 944		CUDINI RACING TEAM			Porsche 944 S2			
IDEAL LAP TIME : 2:08.152		BEST LAP TIME : 2:08.732		DIFFERENCE : 0.580				
D1: Arnold NORET		D2: Christian NORET		D3: Jacques COLIBET				
LAP	SECTOR 1	SECTOR 2	SECTOR 3	SPEED TRAP	LAP TIME	KPH	DIFF	TIME OF DAY
1 - D1	OUTLAP	56.991	56.418	88,7	2:49.327	83,01	40.595	13:05:10.310
2 - D1	47.368	59.028	1:13.720	100,7	3:00.116	78,03	51.384	13:08:10.426
3 - D1	1:05.317	1:13.587	IN PIT	70,8	8:40.114 P	27,02	6:31.382	13:16:50.540
4 - D1	OUTLAP	50.622	51.345	116,1	2:27.676	95,18	18.944	13:19:18.216
5 - D1	38.917	50.615	52.367	167,0	2:21.899	99,05	13.167	13:21:40.115
6 - D1	39.131	48.086	50.710	155,2	2:17.927	101,91	9.195	13:23:58.042
7 - D1	39.461	47.788	50.389	152,8	2:17.638	102,12	8.906	13:26:15.680
8 - D1	38.704	49.059	IN PIT	156,5	5:43.800 P	40,88	3:35.068	13:31:59.480
9 - D1	OUTLAP	45.498	48.013	130,2	2:15.784	103,51	7.052	13:34:15.264
10 - D1	36.355	46.000	47.627	169,2	2:09.982	108,13	1.250	13:36:25.246
11 - D1	35.434	45.622	47.688	180,8	2:08.744 (2)	109,17	0.012	13:38:33.990
12 - D1	35.675	45.400	47.657	175,2	2:08.732 (1)	109,18		13:40:42.722
13 - D1	36.097	45.091	48.238	172,1	2:09.426 (3)	108,60	0.694	13:42:52.148
14 - D1	35.757	47.668	IN PIT	179,1	4:01.407 P	58,22	1:52.675	13:46:53.555
15 - D1	OUTLAP	46.858	48.311	114,7	2:20.603	99,97	11.871	13:49:14.158
16 - D1	37.283	47.300	48.266	148,8	2:12.849	105,80	4.117	13:51:27.007
17 - D1	36.867	46.881	48.192	161,6	2:11.940	106,53	3.208	13:53:38.947
18 - D1	37.633	46.562	48.747	150,0	2:12.942	105,73	4.210	13:55:51.889
19 - D1	37.502	46.631	48.239	157,1	2:12.372	106,18	3.640	13:58:04.261
20 - D1	36.997	47.121	48.712	157,1	2:12.830	105,82	4.098	14:00:17.091

P17 85 SC		ATLANTIC RACING			BMW 635 Super Production			
IDEAL LAP TIME : 2:08.066		BEST LAP TIME : 2:09.085		DIFFERENCE : 1.019				
D1: Jean-Marie BELLETES		D2: Pierre AVIRON-VIOLE1		D3: José OLIVEIRA				
LAP	SECTOR 1	SECTOR 2	SECTOR 3	SPEED TRAP	LAP TIME	KPH	DIFF	TIME OF DAY
1 - D1	OUTLAP	56.879	1:00.019	82,3	2:55.955	79,88	46.870	13:04:30.484
2 - D1	46.696	1:00.033	1:01.647	95,6	2:48.376	83,48	39.291	13:07:18.860
3 - D1	1:22.645	1:05.451	IN PIT	48,7	9:12.792 P	25,42	7:03.707	13:16:31.652
4 - D1	OUTLAP	49.622	50.291	98,0	2:29.171	94,22	20.086	13:19:00.823
5 - D1	38.773	46.867	49.210	131,5	2:14.850	104,23	5.765	13:21:15.673
6 - D1	38.336	47.998	50.435	143,4	2:16.769	102,77	7.684	13:23:32.442
7 - D1	38.468	48.359	52.087	137,9	2:18.914	101,18	9.829	13:25:51.356
8 - D1	39.625	48.302	51.256	148,8	2:19.183	100,99	10.098	13:28:10.539
9 - D1	38.434	47.650	50.967	140,9	2:17.051	102,56	7.966	13:30:27.590
10 - D1	41.872	53.913	IN PIT	137,9	5:37.125 P	41,69	3:28.040	13:36:04.715
11 - D1	OUTLAP	48.115	48.434	110,3	2:20.248	100,22	11.163	13:38:24.963
12 - D1	36.205	45.691	47.350	180,0	2:09.246 (3)	108,75	0.161	13:40:34.209
13 - D1	36.502	46.253	47.904	165,6	2:10.659	107,57	1.574	13:42:44.868
14 - D1	36.478	45.453	IN PIT	166,3	3:42.125 P	63,28	1:33.040	13:46:26.993
15 - D1	OUTLAP	48.018	48.746	110,6	2:22.318	98,76	13.233	13:48:49.311
16 - D1	36.272	45.246	47.579	174,4	2:09.097 (2)	108,88	0.012	13:50:58.408
17 - D1	35.548	45.758	47.779	173,6	2:09.085 (1)	108,89		13:53:07.493
18 - D1	36.332	46.518	47.272	147,2	2:10.122	108,02	1.037	13:55:17.615
19 - D1	35.901	46.853	48.706	174,4	2:11.460	106,92	2.375	13:57:29.075
20 - D1	36.463	46.667	47.485	167,7	2:10.615	107,61	1.530	13:59:39.690
21 - D1	36.418	45.619	48.228	167,0	2:10.265	107,90	1.180	14:01:49.955

6 Heures De Navarra

Private practices 2 - SECTOR ANALYSIS

SECTOR 1 = FL to I1, SECTOR 2 = I1 to I2 SECTOR 3 = I2 to I3, SECTOR 4 = I3 to FL, DIFF = Difference To Personal Best Lap, P = Crossed Finish Line in Pit Lane

P18 36 944 CAS RACING		Porsche 944 Turbo						
IDEAL LAP TIME : 2:09.980		BEST LAP TIME : 2:10.473		DIFFERENCE : 0.493				
D1: Benjamin MOUSSION		D2: Maeva MOUSSION						
LAP	SECTOR 1	SECTOR 2	SECTOR 3	SPEED TRAP	LAP TIME	KPH	DIFF	TIME OF DAY
1 - D1	OUTLAP	1:14.928	1:15.329	94,9	3:25.177	68,50	1:14.704	13:08:05.747
2 - D1	1:04.496	1:10.708	IN PIT	68,6	7:59.550 P	29,31	5:49.077	13:16:05.297
3 - D1	OUTLAP	51.980	53.866	118,2	2:31.712	92,65	21.239	13:18:37.009
4 - D1	41.346	52.587	52.472	146,1	2:26.405	96,00	15.932	13:21:03.414
5 - D1	39.533	52.867	52.618	153,4	2:25.018	96,92	14.545	13:23:28.432
6 - D1	38.275	49.546	51.072	159,6	2:18.893	101,20	8.420	13:25:47.325
7 - D1	38.108	48.973	49.958	157,7	2:17.039	102,57	6.566	13:28:04.364
8 - D1	36.925	50.714	49.852	157,7	2:17.491	102,23	7.018	13:30:21.855
9 - D1	36.245	46.725	48.641	168,5	2:11.611 (2)	106,80	1.138	13:32:33.466
10 - D1	36.143	47.558	48.652	174,4	2:12.353 (3)	106,20	1.880	13:34:45.819
11 - D1	36.262	46.462	47.749	174,4	2:10.473 (1)	107,73		13:36:56.292

P19 17 GTS 3 HYRACING		Porsche 911 3,0 RS						
IDEAL LAP TIME : 2:11.757		BEST LAP TIME : 2:12.423		DIFFERENCE : 0.666				
D1: Jean-Paul PETIT		D2: Jacques ROUCOLLE D3: Brice PINEAU						
LAP	SECTOR 1	SECTOR 2	SECTOR 3	SPEED TRAP	LAP TIME	KPH	DIFF	TIME OF DAY
1 - D1	OUTLAP	52.885	51.550	90,0	2:40.815	87,40	28.392	13:04:04.734
2 - D1			IN PIT	174,4	30:19.354 P	7,72	28:06.931	13:34:24.088
3 - D1	OUTLAP	56.305	52.105	93,6	2:46.156	84,59	33.733	13:37:10.244
4 - D1	42.565	49.934	IN PIT	140,9	5:11.345 P	45,14	2:58.922	13:42:21.589
5 - D1	OUTLAP	47.998	48.849	112,8	2:22.115	98,90	9.692	13:44:43.704
6 - D1	37.253	46.809	48.904	162,9	2:12.966 (2)	105,71	0.543	13:46:56.670
7 - D1	44.305	48.077	48.663	129,8	2:21.045	99,65	8.622	13:49:17.715
8 - D1	37.024	48.518	49.504	163,6	2:15.046	104,08	2.623	13:51:32.761
9 - D1	37.563	47.963	48.923	165,6	2:14.449	104,54	2.026	13:53:47.210
10 - D1	36.566	47.396	48.461	167,7	2:12.423 (1)	106,14		13:55:59.633
11 - D1	37.241	46.730	49.088	172,1	2:13.059 (3)	105,63	0.636	13:58:12.692
12 - D1	36.785	47.350	50.391	169,9	2:14.526	104,48	2.103	14:00:27.218

P20 95 H TC 10 WKMR		Ford Mustang						
IDEAL LAP TIME : 2:17.448		BEST LAP TIME : 2:17.448		DIFFERENCE : 0.000				
D1: Stéphane GUYOT-SIOI		D2: Baptiste GUYOT-SIONI D3: Kilian NOËL						
LAP	SECTOR 1	SECTOR 2	SECTOR 3	SPEED TRAP	LAP TIME	KPH	DIFF	TIME OF DAY
1 - D1	OUTLAP	1:09.539	1:15.710	56,4	3:29.049	67,23	1:11.601	13:07:51.541
2 - D1	1:05.258	1:11.675	IN PIT	69,4	8:36.759 P	27,20	6:19.311	13:16:28.300
3 - D1	OUTLAP	55.511	55.426	95,1	2:44.670	85,35	27.222	13:19:12.970
4 - D1	42.069	51.908	53.724	138,9	2:27.701	95,16	10.253	13:21:40.671
5 - D1	40.435	51.262	52.451	145,0	2:24.148	97,51	6.700	13:24:04.819
6 - D1	39.680	50.352	53.410	150,0	2:23.442	97,99	5.994	13:26:28.261
7 - D1	40.744	50.959	54.080	140,4	2:25.783	96,41	8.335	13:28:54.044
8 - D1	47.282	55.459	IN PIT	111,8	14:25.774 P	16,23	12:08.326	13:43:19.818
9 - D1	OUTLAP	53.062	53.927	46,5	2:41.862	86,84	24.414	13:46:01.680
10 - D1	38.649	49.538	52.481	155,9	2:20.668 (2)	99,92	3.220	13:48:22.348
11 - D1	39.132	50.411	51.140	147,2	2:20.683 (3)	99,91	3.235	13:50:43.031
12 - D1	38.529	48.541	50.378	148,3	2:17.448 (1)	102,26		13:53:00.479

6 Heures De Navarra

Private practices 2 - STATISTICS

Competitors Started	20
Planned Start	2024-05-25 @ 13:00:00.000
Actual Start	2024-05-25 @ 13:00:00.000
Finish Time	2024-05-25 @ 14:00:00.000
Track Length	3,904km
Total Laps	347
Total Distance Covered	1354,861km

Session Fastest Lap History

NO	CL	NAME	LAP TIME	TIME OF DAY	LAP	VEHICLE
4	H TSRC	WKMR <i>M. ALLOEND-BESSAND</i>	1:59.577	13:04:35.211	2	Elva MK 8
48	SP 2	ATLANTIC RACING <i>R. BELLETESTE</i>	1:52.915	13:20:09.039	5	Chevron B16 Bi-Rotor
48	SP 2	ATLANTIC RACING <i>R. BELLETESTE</i>	1:52.231	13:22:01.270	6	Chevron B16 Bi-Rotor
83	SP 1	CHATEAUX SPORT AUTO <i>M. CHATEAUX</i>	1:51.401	13:27:01.848	5	Chevron B16

Flag History

TYPE	TIME OF DAY
GREEN	13:00:00.000
RED	13:10:02.998
GREEN	13:15:56.720
FINISH	14:00:00.000

Flag Statistics

TYPE	COUNT	TOTAL LAPS	TOTAL TIME
Green	2	24	56:52.315
Red	1	0	5:53.721
Safety Car	0	0	0.000
FCY	0	0	0.000

6 Heures De Navarra

Private practices 2 - STATISTICS

CLASS : H TSRC 10

1 Starters

Fastest Lap History

NO	NAME	LAP TIME	TIME OF DAY	LAP	VEHICLE
4	WKMR <i>M. ALLOEND-BESSAND</i>	1:59.577	13:04:35.211	2	Elva MK 8
4	WKMR <i>M. ALLOEND-BESSAND</i>	1:59.439	13:21:19.712	5	Elva MK 8
4	WKMR <i>M. ALLOEND-BESSAND</i>	1:58.344	13:27:35.825	8	Elva MK 8
4	WKMR <i>M. ALLOEND-BESSAND</i>	1:55.725	13:29:31.550	9	Elva MK 8
4	WKMR <i>M. ALLOEND-BESSAND</i>	1:54.055	13:45:21.396	16	Elva MK 8

6 Heures De Navarra

Private practices 2 - STATISTICS

CLASS : GTS 3

4 Starters

Fastest Lap History

NO	NAME	LAP TIME	TIME OF DAY	LAP	VEHICLE
16	TEAM BERSI <i>D. KOHLER</i>	2:03.293	13:04:45.374	2	Porsche 911 3,0 RS
16	TEAM BERSI <i>D. KOHLER</i>	2:02.577	13:20:22.786	5	Porsche 911 3,0 RS
16	TEAM BERSI <i>D. KOHLER</i>	1:59.087	13:22:21.874	6	Porsche 911 3,0 RS

6 Heures De Navarra

Private practices 2 - STATISTICS

CLASS : SC

3 Starters

Fastest Lap History

NO	NAME	LAP TIME	TIME OF DAY	LAP	VEHICLE
85	ATLANTIC RACING <i>J. BELLETESTE</i>	2:48.376	13:07:18.863	2	BMW 635 Super Production
35	WASSERMANN RACING <i>E. WASSERMANN</i>	2:02.312	13:20:32.571	3	BMW 323 i

6 Heures De Navarra

Private practices 2 - STATISTICS

CLASS : 944

3 Starters

Fastest Lap History

NO	NAME	LAP TIME	TIME OF DAY	LAP	VEHICLE
71	CAS RACING <i>D. BOUIC</i>	2:59.797	13:08:07.788	2	Porsche 944 Turbo Cup
36	CAS RACING <i>B. MOUSSION</i>	2:26.405	13:21:03.408	4	Porsche 944 Turbo
71	CAS RACING <i>D. BOUIC</i>	2:20.782	13:21:08.312	5	Porsche 944 Turbo Cup
20	CUDINI RACING TEAM <i>A. NORET</i>	2:17.927	13:23:58.039	6	Porsche 944 S2
20	CUDINI RACING TEAM <i>A. NORET</i>	2:17.638	13:26:15.677	7	Porsche 944 S2
36	CAS RACING <i>B. MOUSSION</i>	2:17.039	13:28:04.357	7	Porsche 944 Turbo
36	CAS RACING <i>B. MOUSSION</i>	2:11.611	13:32:33.459	9	Porsche 944 Turbo
20	CUDINI RACING TEAM <i>A. NORET</i>	2:09.982	13:36:25.244	10	Porsche 944 S2
71	CAS RACING <i>D. BOUIC</i>	2:08.128	13:38:13.151	9	Porsche 944 Turbo Cup

6 Heures De Navarra

Private practices 2 - STATISTICS

CLASS : 964

2 Starters

Fastest Lap History

NO	NAME	LAP TIME	TIME OF DAY	LAP	VEHICLE
29	NET'CUV RACING <i>M. DESMAELE</i>	2:06.597	13:04:56.559	2	Porsche 964
29	NET'CUV RACING <i>M. DESMAELE</i>	2:03.385	13:20:47.792	6	Porsche 964
29	NET'CUV RACING <i>M. DESMAELE</i>	2:02.049	13:22:49.841	7	Porsche 964

6 Heures De Navarra

Private practices 2 - STATISTICS

CLASS : TC 3

1 Starters

Fastest Lap History

NO	NAME	LAP TIME	TIME OF DAY	LAP	VEHICLE
42	WASSERMANN RACING <i>G. BURNICHON</i>	2:10.886	13:20:47.355	4	BMW M3 E30
42	WASSERMANN RACING <i>G. BURNICHON</i>	2:08.207	13:22:55.562	5	BMW M3 E30

6 Heures De Navarra

Private practices 2 - STATISTICS

CLASS : SP 2

1 Starters

Fastest Lap History

NO	NAME	LAP TIME	TIME OF DAY	LAP	VEHICLE
48	ATLANTIC RACING <i>R. BELLETESTE</i>	3:00.962	13:07:54.133	2	Chevron B16 Bi-Rotor
48	ATLANTIC RACING <i>R. BELLETESTE</i>	1:52.915	13:20:09.039	5	Chevron B16 Bi-Rotor
48	ATLANTIC RACING <i>R. BELLETESTE</i>	1:52.231	13:22:01.270	6	Chevron B16 Bi-Rotor
48	ATLANTIC RACING <i>R. BELLETESTE</i>	1:52.187	14:00:01.539	22	Chevron B16 Bi-Rotor

6 Heures De Navarra

Private practices 2 - STATISTICS

CLASS : SP 1

1 Starters

Fastest Lap History

NO	NAME	LAP TIME	TIME OF DAY	LAP	VEHICLE
83	CHATEAUX SPORT AUTO <i>M. CHATEAUX</i>	1:56.121	13:21:13.629	2	Chevron B16
83	CHATEAUX SPORT AUTO <i>M. CHATEAUX</i>	1:51.401	13:27:01.848	5	Chevron B16

6 Heures De Navarra

Private practices 2 - STATISTICS

CLASS : H TC 10

1 Starters

Fastest Lap History

NO	NAME	LAP TIME	TIME OF DAY	LAP	VEHICLE
95	WKMR <i>S. GUYOT-SIONNEST</i>	2:27.701	13:21:40.663	4	Ford Mustang
95	WKMR <i>S. GUYOT-SIONNEST</i>	2:24.148	13:24:04.810	5	Ford Mustang
95	WKMR <i>S. GUYOT-SIONNEST</i>	2:23.442	13:26:28.251	6	Ford Mustang
95	WKMR <i>S. GUYOT-SIONNEST</i>	2:20.668	13:48:22.338	10	Ford Mustang
95	WKMR <i>S. GUYOT-SIONNEST</i>	2:17.448	13:53:00.470	12	Ford Mustang

6 Heures De Navarra

Private practices 2 - STATISTICS

CLASS : GTS 4

1 Starters

Fastest Lap History

NO	NAME	LAP TIME	TIME OF DAY	LAP	VEHICLE
101	GBF RACING <i>C. LABERTY</i>	1:59.964	13:20:19.633	4	TVR Tuscan Challenge
101	GBF RACING <i>C. LABERTY</i>	1:58.011	13:22:17.643	5	TVR Tuscan Challenge
101	GBF RACING <i>C. LABERTY</i>	1:57.373	13:24:15.017	6	TVR Tuscan Challenge

6 Heures De Navarra

Private practices 2 - STATISTICS

CLASS : H GTS 12

1 Starters

Fastest Lap History

NO	NAME	LAP TIME	TIME OF DAY	LAP	VEHICLE
169	HYRACING <i>O. MUYTJENS</i>	2:10.821	13:20:30.398	5	Shelby Cobra Daytona
169	HYRACING <i>O. MUYTJENS</i>	2:10.102	13:22:40.499	6	Shelby Cobra Daytona
169	HYRACING <i>O. MUYTJENS</i>	2:08.979	13:24:49.478	7	Shelby Cobra Daytona
169	HYRACING <i>O. MUYTJENS</i>	2:08.330	13:26:57.808	8	Shelby Cobra Daytona
169	HYRACING <i>O. MUYTJENS</i>	2:07.658	13:29:05.466	9	Shelby Cobra Daytona
169	HYRACING <i>O. MUYTJENS</i>	2:06.093	13:33:19.667	11	Shelby Cobra Daytona
169	HYRACING <i>O. MUYTJENS</i>	2:05.299	13:54:12.438	20	Shelby Cobra Daytona
169	HYRACING <i>O. MUYTJENS</i>	2:04.325	13:56:16.764	21	Shelby Cobra Daytona

6 Heures De Navarra

Private practices 2 - STATISTICS

CLASS : TC 4

1 Starters

Fastest Lap History

NO	NAME	LAP TIME	TIME OF DAY	LAP	VEHICLE
183	CHATEAUX SPORT AUTO <i>P. CHATEAUX</i>	2:12.590	13:21:16.844	2	BMW 635 CSI
183	CHATEAUX SPORT AUTO <i>P. CHATEAUX</i>	2:09.800	13:28:10.211	5	BMW 635 CSI
183	CHATEAUX SPORT AUTO <i>P. CHATEAUX</i>	2:08.616	13:30:18.827	6	BMW 635 CSI
183	CHATEAUX SPORT AUTO <i>P. CHATEAUX</i>	2:07.485	13:32:26.311	7	BMW 635 CSI
183	CHATEAUX SPORT AUTO <i>P. CHATEAUX</i>	2:06.655	13:37:00.741	9	BMW 635 CSI
183	CHATEAUX SPORT AUTO <i>P. CHATEAUX</i>	2:06.491	13:50:37.515	12	BMW 635 CSI
183	CHATEAUX SPORT AUTO <i>P. CHATEAUX</i>	2:03.787	13:52:41.302	13	BMW 635 CSI