

# 6 HORAS DE BARCELONA

## 6H BARCELONA - ESPÍRITU DE MONTJUÏC

### Qualifying

### Final Classification

No Drivers	Team	Car	Cl.	Time	Lap Total	Gap	Kph
1 101 . LABERTY/MATHIEU	GBF RACING	TVR Tuscan Challenge - 1989	GTS 4	<b>2:03.366</b>	19 20	-	135.9
2 71 . BOUIC/BOYER/BOUIC	CAS RACING	Porsche 944 Turbo Cup - 1987	GT4	<b>2:04.229</b>	5 15	+0.863 +0.863	135.0
3 88 . BAUMARD/HUEZ	WASSERMANN RACING	Lola T492 - 1978	S2000	<b>2:04.859</b>	14 15	+1.493 +0.630	134.3
4 50 . LEONE/COPPINI	RACING & CLASSIC	Lola T598 - 1985	S2000	<b>2:04.925</b>	13 18	+1.559 +0.066	134.2
5 83 . M.CHATEAUX/JB.CHATEAUX/P.CHATEAUX	CHATEAUX SPORT AUTO	BMW 635 CSI - 1979	TC 4	<b>2:05.604</b>	5 19	+2.238 +0.679	133.5
6 757 . LECAUDE/NOEL	TEAM PSM	Porsche 944 Turbo - 1986	GT4	<b>2:08.523</b>	7 25	+5.157 +2.919	130.4
7 35 . WASSERMANN/MATHEZ	WASSERMANN RACING	BMW 323 i - 1981	SC	<b>2:08.555</b>	4 24	+5.189 +0.032	130.4
8 72 . GAULTIER/DESHAYES/BOSSUET	FLATSIX LE MANS CIRCUIT	Porsche 911 3,0 SC - 1982	SC	<b>2:11.163</b>	15 25	+7.797 +2.608	127.8
9 24 . SCHNITZLER/MAYORAL/BELTRAN	ESCUADERIA BARCELONA	Datsun 240 Z - 1972	GTS 3	<b>2:12.259</b>	4 19	+8.893 +1.096	126.8
10 20 . NORET/COLIBET/VIGNERON	CUDINI RACING TEAM	Porsche 944 S2 - 1989	GT3	<b>2:12.528</b>	13 23	+9.162 +0.269	126.5
11 33 . MEZARD/CHAYIA/DOQUIN	SKOAL BANDIT	Porsche 944 Turbo - 1986	GT4	<b>2:13.861</b>	21 24	+10.495 +1.333	125.2
12 17 . PETIT/CAZABON	CUDINI RACING TEAM	Jaguar Type E - 1963	GTS 12	<b>2:18.617</b>	18 21	+15.251 +4.756	120.9
13 22 . BELTRAN/PORTAL/TARRERO	ESCUADERIA BARCELONA	Porsche 911 2,0 - 1965	GTS 11	<b>2:18.743</b>	16 17	+15.377 +0.126	120.8
14 23 . FANLO/VILANOVA/CUBERO	ESCUADERIA BARCELONA	BMW 325 i - 1989	TC 3	<b>2:20.882</b>	8 11	+17.516 +2.139	119.0
15 29 . DESMAELE/OBENICHE	VINTAGE MOTOR SPORT	Porsche 964 - 1990	GTS 4		24	+8.924 +0.031	
16 69 . MUYTJENS/PINEAU/VAN DE VYVER	HYRACING	Ford GT 40 - 1965	GTP				

**Fastest Lap:** Lap 19 LABERTY/MATHIEU **2:03.366** 135.9 Kph

CAR 71 - SOME LAP TIMES DELETED DUE TO TRACK LIMITS  
 CAR 29- ALL LAP TIMES DELETED DUE TO STEWARDS DECISION Nr.3 (TECHNICAL INFRINGEMENT)

Published at: .....

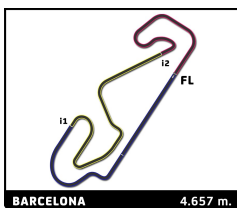
Track Status: **DRY**

**Stewards:**

C.Geffroy,X.Navès,JM Bellot

**Timekeeper:**

Denis del Pozo



# 6 HORAS DE BARCELONA

## 6H BARCELONA - ESPÍRITU DE MONTJUÏC

### Free Practice

### Provisional Classification by Class

NoDrivers	Team	Car	Time	Lap Total	Gap	Kph
<b>GT3</b>						
1 20. NORET/COLIBET/VIGNERON	CUDINI RACING TEAM	Porsche 944 S2 - 1989	<b>2:14.593</b>	16 19		<b>124.6</b>
<b>GT4</b>						
1 757. LECAUDE/NOEL	TEAM PSM	Porsche 944 Turbo - 1986	<b>2:08.753</b>	8 18		<b>130.2</b>
2 71. BOUIC/BOYER/BOUIC	CAS RACING	Porsche 944 Turbo Cup - 1987	<b>2:09.390</b>	2 14	+0.637 +0.637	<b>129.6</b>
3 33. MEZARD/CHAYIA/DOQUIN	SKOAL BANDIT	Porsche 944 Turbo - 1986	<b>2:16.431</b>	4 21	+7.678 +7.041	<b>122.9</b>
<b>GTP</b>						
1 69. MUYTJENS/PINEAU/VAN DE VYVER	HYRACING	Ford GT 40 - 1965	<b>2:07.513</b>	5 13		<b>131.5</b>
<b>GTS 11</b>						
1 22. BELTRAN/PORTAL/TARRERO	ESCUADERIA BARCELONA	Porsche 911 2,0 - 1965	<b>2:22.304</b>	10 13		<b>117.8</b>
<b>GTS 12</b>						
1 17. PETIT/CAZABON/COLIBET	CUDINI RACING TEAM	Jaguar Type E - 1963	<b>2:22.239</b>	8 15		<b>117.9</b>
<b>GTS 3</b>						
1 24. SCHNITZLER/MAYORAL/BELTRAN	ESCUADERIA BARCELONA	Datsun 240 Z - 1972	<b>2:14.445</b>	13 15		<b>124.7</b>
<b>GTS 4</b>						
1 101. LABERTY/MATHIEU	GBF RACING	TVR Tuscan Challenge - 1989	<b>2:06.658</b>	4 5		<b>132.4</b>
2 29. DESMAELE/OBENICHE	VINTAGE MOTOR SPORT	Porsche 964 - 1990	<b>2:09.867</b>	4 20	+3.209 +3.209	<b>129.1</b>
<b>S2000</b>						
1 50. LEONE/COPPINI	RACING & CLASSIC	Lola T598 - 1985	<b>2:04.431</b>	7 17		<b>134.7</b>
2 88. BAUMARD/HUEZ	WASSERMANN RACING	Lola T492 - 1978	<b>2:06.767</b>	14 15	+2.336 +2.336	<b>132.3</b>
<b>SC</b>						
1 35. WASSERMANN/MATHEZ	WASSERMANN RACING	BMW 323 i - 1981	<b>2:08.589</b>	5 10		<b>130.4</b>
2 72. GAULTIER/DESHAYES/BOSSUET	FLATSIX LE MANS CIRCUIT	Porsche 911 3,0 SC - 1982	<b>2:12.398</b>	9 20	+3.809 +3.809	<b>126.6</b>
<b>TC 3</b>						
1 23. FANLO/VILANOVA/CUBERO	ESCUADERIA BARCELONA	BMW 325 i - 1989	<b>2:12.051</b>	15 19		<b>127.0</b>
<b>TC 4</b>						
1 83. M.CHATEAUX/JB.CHATEAUX/P.CHATEAUX	CHATEAUX SPORT AUTO	BMW 635 CSI - 1979	<b>2:04.943</b>	5 22		<b>134.2</b>

CAR 50 - BEST LAP TIME DELETED DUE TO OVERTAKING UNDER RED FLAG  
CARS 17 AND 23 - BEST LAP TIME DELETED DUE TO CROSSING PIT EXIT WHITE LINE

Published at: .....

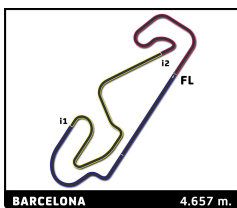
Track Status: **DRY**

**Race Director:**

Xavier Boné

**Timekeeper:**

Denis del Pozo



# 6 HORAS DE BARCELONA

## 6H BARCELONA - ESPÍRITU DE MONTJUÏC

### Qualifying

### Final Classification by Class

NoDrivers	Team	Car	Time	Lap Total	Gap	Kph
<b>GT3</b>						
1 20. NORET/COLIBET/VIGNERON	CUDINI RACING TEAM	Porsche 944 S2 - 1989	<b>2:12.528</b>	13 23		<b>126.5</b>
<b>GT4</b>						
1 71. BOUIC/BOYER/BOUIC	CAS RACING	Porsche 944 Turbo Cup - 1987	<b>2:04.229</b>	5 15		<b>135.0</b>
2 757. LECAUDE/NOEL	TEAM PSM	Porsche 944 Turbo - 1986	<b>2:08.523</b>	7 25	+4.294 +4.294	<b>130.4</b>
3 33. MEZARD/CHAYIA/DOQUIN	SKOAL BANDIT	Porsche 944 Turbo - 1986	<b>2:13.861</b>	21 24	+9.632 +5.338	<b>125.2</b>
<b>GTP</b>						
1 69. MUJTJENS/PINEAU/VAN DE VYVER	HYRACING	Ford GT 40 - 1965				
<b>GTS 11</b>						
1 22. BELTRAN/PORTAL/TARRERO	ESCUADERIA BARCELONA	Porsche 911 2,0 - 1965	<b>2:18.743</b>	16 17		<b>120.8</b>
<b>GTS 12</b>						
1 17. PETIT/CAZABON	CUDINI RACING TEAM	Jaguar Type E - 1963	<b>2:18.617</b>	18 21		<b>120.9</b>
<b>GTS 3</b>						
1 24. SCHNITZLER/MAYORAL/BELTRAN	ESCUADERIA BARCELONA	Datsun 240 Z - 1972	<b>2:12.259</b>	4 19		<b>126.8</b>
<b>GTS 4</b>						
1 101. LABERTY/MATHIEU	GBF RACING	TVR Tuscan Challenge - 1989	<b>2:03.366</b>	19 20		<b>135.9</b>
2 29. DESMAELE/OBENICHE	VINTAGE MOTOR SPORT	Porsche 964 - 1990		24		
<b>S2000</b>						
1 88. BAUMARD/HUEZ	WASSERMANN RACING	Lola T492 - 1978	<b>2:04.859</b>	14 15		<b>134.3</b>
2 50. LEONE/COPPINI	RACING & CLASSIC	Lola T598 - 1985	<b>2:04.925</b>	13 18	+0.066 +0.066	<b>134.2</b>
<b>SC</b>						
1 35. WASSERMANN/MATHEZ	WASSERMANN RACING	BMW 323 i - 1981	<b>2:08.555</b>	4 24		<b>130.4</b>
2 72. GAULTIER/DESHAYES/BOSSUET	FLATSIX LE MANS CIRCUIT	Porsche 911 3,0 SC - 1982	<b>2:11.163</b>	15 25	+2.608 +2.608	<b>127.8</b>
<b>TC 3</b>						
1 23. FANLO/VILANOVA/CUBERO	ESCUADERIA BARCELONA	BMW 325 i - 1989	<b>2:20.882</b>	8 11		<b>119.0</b>
<b>TC 4</b>						
1 83. M.CHATEAUX/JB.CHATEAUX/P.CHATEAUX	CHATEAUX SPORT AUTO	BMW 635 CSI - 1979	<b>2:05.604</b>	5 19		<b>133.5</b>

CAR 71 - SOME LAP TIMES DELETED DUE TO TRACK LIMITS  
 CAR 29- ALL LAP TIMES DELETED DUE TO STEWARDS DECISION Nr.3 (TECHNICAL INFRINGEMENT)

Published at: .....

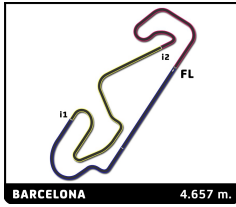
Track Status: **DRY**

**Stewards:**

C.Geffroy,X.Navès,JM Bellot

**Timekeeper:**

Denis del Pozo



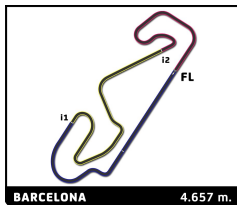
# 6 HORAS DE BARCELONA

## 6H BARCELONA - ESPÍRITU DE MONTJUÏC

### Qualifying

### Best Sector Times

Sector 1		Sector 2		Sector 3		No Team	Class	Ideal Lap	Best Lap
No	Driver	Time	No	Driver	Time	No	Team		
1	101 LABERTY/MATHIEU	36.778	101 LABERTY/MATHIEU	49.220	50 LEONE/COPPINI	36.470	1 101 GBF RACING	GTS 4	2:03.366 (1)
2	71 BOUIC/BOYER/BOUIC	37.108	71 BOUIC/BOYER/BOUIC	49.372	101 LABERTY/MATHIEU	36.919	2 71 CAS RACING	GT4	2:04.229 (2)
3	83 M.CHATEAUX/JB.CHATEAUX/P.CHATEAUX	37.578	50 LEONE/COPPINI	50.027	88 BAUMARD/HUEZ	37.037	3 50 RACING & CLASSIC	S2000	2:04.925 (4)
4	88 BAUMARD/HUEZ	37.688	88 BAUMARD/HUEZ	50.127	83 M.CHATEAUX/JB.CHATEAUX/P.CHATEAUX	37.278	4 88 WASSERMANN RACING	S2000	2:04.859 (3)
5	50 LEONE/COPPINI	38.330	83 M.CHATEAUX/JB.CHATEAUX/P.CHATEAUX	50.271	71 BOUIC/BOYER/BOUIC	37.602	5 83 CHATEAUX SPORT AUTO	TC 4	2:05.127 (5)
6	35 WASSERMANN/MATHEZ	38.394	757 LECAUDE/NOEL	51.350	757 LECAUDE/NOEL	38.283	6 757 TEAM PSM	GT4	2:08.244 (6)
7	757 LECAUDE/NOEL	38.611	35 WASSERMANN/MATHEZ	51.489	35 WASSERMANN/MATHEZ	38.423	7 35 WASSERMANN RACING	SC	2:08.306 (7)
8	72 GAULTIER/DESHAYES/BOSSUET	39.056	72 GAULTIER/DESHAYES/BOSSUET	52.766	72 GAULTIER/DESHAYES/BOSSUET	39.006	8 72 FLATSIX LE MANS CIRCUIT	SC	2:10.828 (8)
9	29 DESMAELE/OBENICHE	39.101	20 NORET/COLIBET/VIGNERON	52.934	29 DESMAELE/OBENICHE	39.133	9 29 VINTAGE MOTOR SPORT	GTS 4	2:11.295
10	24 SCHNITZLER/MAYORAL/BELTRAN	39.227	29 DESMAELE/OBENICHE	53.061	24 SCHNITZLER/MAYORAL/BELTRAN	39.279	10 24 ESCUDERIA BARCELONA	GTS 3	2:12.003 (9)
11	20 NORET/COLIBET/VIGNERON	39.634	24 SCHNITZLER/MAYORAL/BELTRAN	53.497	20 NORET/COLIBET/VIGNERON	39.585	11 20 CUDINI RACING TEAM	GT3	2:12.153 (10)
12	33 MEZARD/CHAYIA/DOQUIN	40.134	33 MEZARD/CHAYIA/DOQUIN	53.830	33 MEZARD/CHAYIA/DOQUIN	39.795	12 33 SKOAL BANDIT	GT4	2:13.759 (11)
13	23 FANLO/MILANOVA/CUBERO	40.436	23 FANLO/MILANOVA/CUBERO	54.682	22 BELTRAN/PORTAL/TARERO	41.055	13 23 ESCUDERIA BARCELONA	TC 3	2:16.412 (14)
14	17 PETIT/CAZABON	41.766	17 PETIT/CAZABON	55.285	17 PETIT/CAZABON	41.183	14 17 CUDINI RACING TEAM	GTS 12	2:18.234 (12)
15	22 BELTRAN/PORTAL/TARERO	41.925	22 BELTRAN/PORTAL/TARERO	55.693	23 FANLO/MILANOVA/CUBERO	41.294	15 22 ESCUDERIA BARCELONA	GTS 11	2:18.673 (13)



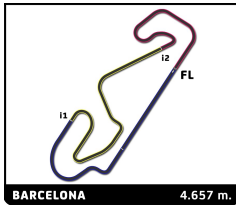
## 6 HORAS DE BARCELONA

### 6H BARCELONA - ESPÍRITU DE MONTJUÏC

#### Qualifying

#### Best Top Speed

Team	Car	Class	Top Speed Driver	Top 1		Top 2		Top 3		Top 4		Top 5		
				Kph	Lap	Kph	Lap	Kph	Lap	Kph	Lap	Kph	Lap	Avg
71 CAS RACING	Porsche 944 Turbo Cup - 1987	GT4	BOUIC/BOYER/BOUIC	233.3	13	232.3	12	231.8	11	230.8	9	230.3	10	231.7
101 GBF RACING	TVR Tuscan Challenge - 1989	GTS 4	LABERTY/MATHIEU	227.0	19	225.6	13	225.6	14	225.6	15	225.6	16	225.9
72 FLATSIX LE MANS CIRCUIT	Porsche 911 3,0 SC - 1982	SC	GAULTIER/DESHAYES/BOSSUET	223.2	16	218.8	3	217.9	18	217.9	6	217.9	2	219.1
83 CHATEAUX SPORT AUTO	BMW 635 CSI - 1979	TC 4	M.CHATEAUX/JR.CHATEAUX/F.CHATEAUX	221.4	11	219.6	13	219.2	6	218.8	5	217.9	16	219.4
29 VINTAGE MOTOR SPORT	Porsche 964 - 1990	GTS 4	DESMAELE/OBENICHE	219.2	12	218.8	13	218.8	6	218.3	11	217.9	9	218.6
23 ESCUDERIA BARCELONA	BMW 325 i - 1989	TC 3	FANLO/MILANOVA/CUBERO	218.3	11	212.8	2	206.7	6	200.2	7	196.6	9	206.9
757 TEAM PSM	Porsche 944 Turbo - 1986	GT4	LECAUDE/NOEL	217.9	6	216.6	7	216.1	11	215.3	12	214.9	24	216.2
20 CUDINI RACING TEAM	Porsche 944 S2 - 1989	GT3	NORET/COLIBET/VIGNERON	217.0	9	216.1	14	215.7	6	215.7	15	214.4	5	215.8
35 WASSERMANN RACING	BMW 323 i - 1981	SC	WASSERMANN/MATHEZ	215.7	24	215.3	13	214.4	23	214.4	22	214.4	5	214.8
24 ESCUDERIA BARCELONA	Datsun 240 Z - 1972	GTS 3	SCHNITZLER/MAYORAL/BELTRAN	211.9	4	210.7	3	209.1	11	208.7	2	207.9	5	209.7
88 WASSERMANN RACING	Lola T492 - 1978	S2000	BAUMARD/HUEZ	207.9	14	206.3	13	206.3	12	205.1	10	204.7	8	206.1
33 SKOAL BANDIT	Porsche 944 Turbo - 1986	GT4	MEZARD/CHAYA/DOQUIN	204.7	22	204.0	23	203.6	21	203.6	20	202.8	18	203.7
17 CUDINI RACING TEAM	Jaguar Type E - 1963	GTS 12	PETTIT/CAZABON	203.2	9	202.1	10	201.3	21	200.6	11	199.5	16	201.3
50 RACING & CLASSIC	Lola T598 - 1985	S2000	LEONE/COPPINI	197.0	10	196.6	5	196.2	6	195.5	8	195.2	7	196.1
22 ESCUDERIA BARCELONA	Porsche 911 2,0 - 1965	GTS 11	BELTRAN/PORTAL/TARREO	190.4	14	188.1	17	187.8	4	186.5	12	186.2	16	187.8
69 HYRACING	Ford GT 40 - 1965	GTP												



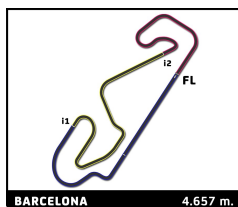
## 6 HORAS DE BARCELONA

### 6H BARCELONA - ESPÍRITU DE MONTJUÏC

#### Qualifying

#### Fastest Lap Sequence

Elapsed	No Team	Car	Class	Driver	Time	Kph	Lap
4:22.031	83 CHATEAUX SPORT AUTO	BMW 635 CSI - 1979	TC 4	M.CHATEAUX/JB.CHATEAUX/P.CHATEAUX	<b>2:06.619</b>	132.4	2
6:28.549	83 CHATEAUX SPORT AUTO	BMW 635 CSI - 1979	TC 4	M.CHATEAUX/JB.CHATEAUX/P.CHATEAUX	<b>2:06.518</b>	132.5	3
6:45.141	50 RACING & CLASSIC	Lola T598 - 1985	S2000	LEONE/COPPINI	<b>2:06.298</b>	132.7	3
8:34.402	83 CHATEAUX SPORT AUTO	BMW 635 CSI - 1979	TC 4	M.CHATEAUX/JB.CHATEAUX/P.CHATEAUX	<b>2:05.853</b>	133.2	4
8:50.986	50 RACING & CLASSIC	Lola T598 - 1985	S2000	LEONE/COPPINI	<b>2:05.845</b>	133.2	4
10:40.006	83 CHATEAUX SPORT AUTO	BMW 635 CSI - 1979	TC 4	M.CHATEAUX/JB.CHATEAUX/P.CHATEAUX	<b>2:05.604</b>	133.5	5
11:49.541	71 CAS RACING	Porsche 944 Turbo Cup - 1987	GT4	BOUIC/BOYER/BOUIC	<b>2:04.229</b>	135.0	5
43:09.841	101 GBF RACING	TVR Tuscan Challenge - 1989	GTS 4	LABERTY/MATHIEU	<b>2:03.931</b>	135.3	16
58:24.840	101 GBF RACING	TVR Tuscan Challenge - 1989	GTS 4	LABERTY/MATHIEU	<b>2:03.366</b>	135.9	19



# 6 HORAS DE BARCELONA

## 6H BARCELONA - ESPÍRITU DE MONTJUÏC

### Qualifying

### Sector Analysis

— Invalidated Lap   ■ Personal Best   ■ Session Best   ■ Crossing the pit lane

Lap	D	Time	Sector 1	Sector 2	Sector 3	Kph	Elapsed	Lap	D	Time	Sector 1	Sector 2	Sector 3	Kph	Elapsed	
<b>17</b>	<b>CUDINI RACING TEAM</b> 1. PETIT/CAZABON							Jaguar Type E - 1963 GTS 12								
	1	1	3:23.919	1:30.860	1:05.834	47.225	82.2	3:23.919	1	1	2:51.709	1:11.699	57.325	42.685	97.6	2:51.709
	2	1	2:31.708	46.292	59.910	45.506	110.5	5:55.627	2	1	2:28.857	46.664	57.956	44.237	112.6	5:20.566
	3	1	2:27.548	44.043	58.617	44.888	113.6	8:23.175	3	1	2:26.335	44.502	58.631	43.202	114.6	7:46.901
	4	1	2:24.918	43.870	57.637	43.411	115.7	10:48.093	4	1	2:44.676 <b>B</b>	44.391	59.665	1:00.620	101.8	10:31.577
	5	1	2:27.989	43.530	58.905	45.554	113.3	13:16.082	5	1	4:53.501	3:02.840	1:03.971	46.690	57.1	15:25.078
	6	1	2:22.127	42.877	56.342	42.908	118.0	15:38.209	6	1	2:36.634	47.308	1:02.756	46.570	107.0	18:01.712
	7	1	3:04.344 <b>B</b>	45.596	1:09.347	1:09.401	90.9	18:42.553	7	1	2:52.643 <b>B</b>	47.857	1:04.238	1:00.548	97.1	20:54.355
	8	1	7:36.141	5:54.431	58.300	43.410	36.8	26:18.694	8	1	5:35.114	3:48.565	1:01.833	44.716	50.0	26:29.469
	9	1	2:22.446	42.665	57.682	42.099	117.7	28:41.140	9	1	2:23.832	44.013	57.182	42.637	116.6	28:53.301
	10	1	2:20.793	42.384	55.828	42.581	119.1	31:01.933	10	1	2:25.671	44.521	59.233	41.917	115.1	31:18.972
	11	1	2:19.776	42.057	55.830	41.889	119.9	33:21.709	11	1	2:22.382	44.093	56.683	41.606	117.7	33:41.354
	12	1	2:20.686	<b>41.766</b>	56.898	42.022	119.2	35:42.395	12	1	2:21.932	42.856	55.825	43.251	118.1	36:03.286
	13	1	2:19.479	41.786	56.157	41.536	120.2	38:01.874	13	1	2:33.607	43.104	1:04.461	46.042	109.1	38:36.893
	14	1	2:21.064	42.519	56.574	41.971	118.8	40:22.938	14	1	2:19.154	<b>41.925</b>	56.171	41.058	120.5	40:56.047
	15	1	2:20.928	42.005	57.075	41.848	119.0	42:43.866	15	1	2:20.182	42.257	56.863	41.062	119.6	43:16.229
	16	1	2:20.518	42.182	56.481	41.855	119.3	45:04.384	16	1	<b>2:18.743</b>	41.995	<b>55.693</b>	<b>41.055</b>	120.8	45:34.972
	17	1	2:21.053	42.343	56.503	42.207	118.9	47:25.437	17	1	4:31.716 <b>B</b>	45.010	1:03.612	2:43.094	61.7	50:06.688
	18	1	<b>2:18.617</b>	41.782	<b>55.285</b>	41.550	120.9	49:44.054								
	19	1	2:19.703	42.617	55.903	<b>41.183</b>	120.0	52:03.757								
	20	1	2:21.345	42.111	56.184	43.050	118.6	54:25.102								
	21	1	2:22.738	44.873	55.774	42.091	117.5	56:47.840								
<b>20</b>	<b>CUDINI RACING TEAM</b> 1. NORET/COLIBET/VIGNER							Porsche 944 S2 - 1989 GT3								
	1	1	3:22.663	1:30.580	1:04.686	47.397	82.7	3:22.663	1	1	2:49.491	1:08.099	58.041	43.351	98.9	2:49.491
	2	1	2:26.115	46.157	57.127	42.831	114.7	5:48.778	2	1	2:53.767	1:11.720	59.371	42.676	96.5	5:43.258
	3	1	2:23.125	41.796	58.257	43.072	117.1	8:11.903	3	1	3:53.882 <b>B</b>	1:06.662	1:27.726	1:19.494	71.7	9:37.140
	4	1	2:17.071	41.025	54.580	41.466	122.3	10:28.974	4	1	8:32.895	6:47.560	1:01.152	44.183	32.7	18:10.035
	5	1	2:14.755	40.082	54.258	40.415	124.4	12:43.729	5	1	2:32.457	46.138	1:01.245	45.074	110.0	20:42.492
	6	1	2:18.246	40.145	54.171	43.930	121.3	15:01.975	6	1	2:27.675	45.638	58.901	43.136	113.5	23:10.167
	7	1	2:24.474	42.324	55.312	46.838	116.0	17:26.449	7	1	2:27.834	45.118	58.297	44.419	113.4	25:38.001
	8	1	2:14.175	40.416	53.742	40.017	125.0	19:40.624	8	1	<b>2:20.882</b>	43.208	55.858	41.816	119.0	27:58.883
	9	1	2:14.177	39.932	<b>52.934</b>	41.311	124.9	21:54.801	9	1	2:45.173 <b>B</b>	42.337	55.443	1:07.393	101.5	30:44.056
	10	1	2:40.817 <b>B</b>	44.013	57.182	59.622	104.3	24:35.618	10	1	10:39.444	9:03.068	55.082	<b>41.294</b>	26.2	41:23.500
	11	1	3:54.549	2:18.708	54.819	41.022	71.5	28:30.167	11	1	2:32.890 <b>B</b>	<b>40.436</b>	<b>54.682</b>	57.772	109.7	43:56.390
	12	1	2:15.992	41.343	53.843	40.806	123.3	30:46.159								
	13	1	<b>2:12.528</b>	<b>39.634</b>	53.309	<b>39.585</b>	126.5	32:58.687								
	14	1	2:12.894	39.647	53.535	39.712	126.2	35:11.581								
	15	1	2:25.775 <b>B</b>	39.950	54.503	51.322	115.0	37:37.356								
	16	1	4:20.647	2:45.962	53.630	41.055	64.3	41:58.003								
	17	1	2:17.064	41.256	54.853	40.955	122.3	44:15.067								
	18	1	2:17.250	41.221	54.791	41.238	122.2	46:32.317								
	19	1	2:35.625 <b>B</b>	43.520	56.803	55.302	107.7	49:07.942								
	20	1	4:22.909	2:31.027	1:03.678	48.204	63.8	53:30.851								
	21	1	2:34.042	46.787	1:01.166	46.089	108.8	56:04.893								
22	1	2:30.654	44.429	59.582	46.643	111.3	58:35.547									
23	1	2:31.313	44.976	1:00.648	45.689	110.8	1:01:06.860									
<b>22</b>	<b>ESCUADERIA BARCELONA</b> 1. BELTRAN/PORTAL/TARREI							Porsche 911 2.0 - 1965 GTS 11								
	1	1	3:06.732	1:19.356	1:03.495	43.881	89.8	3:06.732	1	1	3:06.732	1:19.356	1:03.495	43.881	89.8	3:06.732
	2	1	2:18.852	43.546	54.938	40.368	120.7	5:25.584	2	1	2:18.852	43.546	54.938	40.368	120.7	5:25.584
	3	1	2:15.356	40.718	54.973	39.665	123.9	7:40.940	3	1	2:15.356	40.718	54.973	39.665	123.9	7:40.940
	4	1	<b>2:12.259</b>	<b>39.227</b>	53.550	39.482	126.8	9:53.199	4	1	<b>2:12.259</b>	<b>39.227</b>	53.550	39.482	126.8	9:53.199
	5	1	2:28.962 <b>B</b>	40.432	54.336	54.194	112.5	12:22.161	5	1	2:28.962 <b>B</b>	40.432	54.336	54.194	112.5	12:22.161
	6	1	6:28.790	4:48.136	57.059	43.595	43.1	18:50.951	6	1	6:28.790	4:48.136	57.059	43.595	43.1	18:50.951
	7	1	2:20.662	42.982	56.370	41.310	119.2	21:11.613	7	1	2:20.662	42.982	56.370	41.310	119.2	21:11.613
	8	1	2:15.121	40.779	54.212	40.130	124.1	23:26.734	8	1	2:15.121	40.779	54.212	40.130	124.1	23:26.734
	9	1	2:15.073	40.407	54.539	40.127	124.1	25:41.807	9	1	2:15.073	40.407	54.539	40.127	124.1	25:41.807
	10	1	2:17.850	40.383	55.540	41.927	121.6	27:59.657	10	1	2:17.850	40.383	55.540	41.927	121.6	27:59.657
	11	1	2:20.344	42.084	57.078	41.182	119.5	30:20.001	11	1	2:20.344	42.084	57.078	41.182	119.5	30:20.001
	12	1	2:14.253	40.645	<b>53.497</b>	40.111	124.9	32:34.254	12	1	2:14.253	40.645	<b>53.497</b>	40.111	124.9	32:34.254
	13	1	2:13.322	40.127	53.700	39.495	125.7	34:47.576	13	1	2:13.322	40.127	53.700	39.495	125.7	34:47.576
	14	1	2:13.305	39.821	54.205	<b>39.279</b>	125.8	37:00.881	14	1	2:13.305	39.821	54.205	<b>39.279</b>	125.8	37:00.881
	15	1	2:25.897 <b>B</b>	40.277	53.507	52.113	114.9	39:26.778	15	1	2:25.897 <b>B</b>	40.277	53.507	52.113	114.9	39:26.778
	16	1	4:34.180	2:53.813	57.459	42.908	61.1	44:00.958	16	1	4:34.180	2:53.813	57.459	42.908	61.1	44:00.958
	17	1	2:18.339	41.932	55.307	41.100	121.2	46:19.297	17	1	2:18.339	41.932	55.307	41.100	121.2	46:19.297
	18	1	2:16.886	41.665	54.211	41.010	122.5	48:36.183	18	1	2:16.886	41.665	54.211	41.010	122.5	48:36.183
	19	1	6:17.594 <b>B</b>	41.805	54.853	4:40.936	44.4	54:53.777	19	1	6:17.594 <b>B</b>	41.805	54.853	4:40.936	44.4	54:53.777



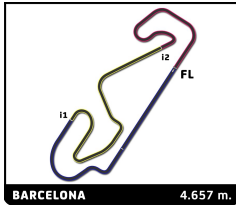


**6 HORAS DE BARCELONA**

20 - 21  
MAYO  
2023



**Circuit de Barcelona CATALUNYA**



# 6 HORAS DE BARCELONA

## 6H BARCELONA - ESPÍRITU DE MONTJUÏC

### Qualifying

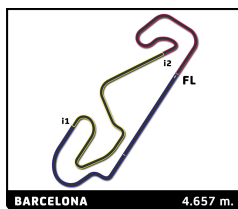
### Sector Analysis

— Invalidated Lap    ■ Personal Best    ■ Session Best    ■ Crossing the pit lane

Lap	D	Time	Sector 1	Sector 2	Sector 3	Kph	Elapsed	Lap	D	Time	Sector 1	Sector 2	Sector 3	Kph	Elapsed	
<b>29</b>		<b>VINTAGE MOTOR SPORT</b>					Porsche 964 - 1990									
		1. DESMAELE/OBENICHE					GTS 4									
1	1	3:44.902	B	55.173	57.027	1:52.702	74.5	3:44.902								
2	1	2:38.182		1:04.181	53.776	40.225	106.0	6:23.084								
3	1	2:14.525		40.177	54.191	40.157	124.6	8:37.609								
4	1	2:12.290		39.618	53.125	39.547	126.7	10:49.899								
5	1	2:13.591		40.500	53.726	39.365	125.5	13:03.490								
6	1	2:13.594		39.303	54.804	39.487	125.5	15:17.084								
7	1	2:13.827		39.766	53.565	40.496	125.3	17:30.911								
8	1	2:12.568		39.674	53.061	39.833	126.5	19:43.479								
9	1	2:12.606		39.607	53.866	39.133	126.4	21:56.085								
10	1	2:13.118		39.795	53.555	39.768	125.9	24:09.203								
11	1	2:12.970		39.487	53.523	39.960	126.1	26:22.173								
12	1	2:13.361		39.709	53.431	40.221	125.7	28:35.534								
13	1	2:26.863	B	39.101	53.163	54.599	114.2	31:02.397								
14	1	5:08.620		3:20.519	55.283	52.818	54.3	36:11.017								
15	1	2:19.199		43.211	54.675	41.313	120.4	38:30.216								
16	1	2:19.776		41.785	56.656	41.335	119.9	40:49.992								
17	1	2:22.475		41.633	57.970	42.872	117.7	43:12.467								
18	1	2:18.903		41.895	55.461	41.547	120.7	45:31.370								
19	1	2:18.996		41.854	55.661	41.481	120.6	47:50.366								
20	1	2:18.039		41.286	55.476	41.277	121.5	50:08.405								
21	1	2:19.402		41.385	56.381	41.636	120.3	52:27.807								
22	1	2:18.773		41.543	56.038	41.192	120.8	54:46.580								
23	1	2:18.630		41.525	56.098	41.007	120.9	57:05.210								
24	1	2:21.491		41.546	57.135	42.810	118.5	59:26.701								
<b>35</b>		<b>WASSERMANN RACING</b>					BMW 323 i - 1981									
		1. WASSERMANN/MATHEZ					SC									
1	1	4:29.697		2:53.885	56.135	39.677	62.2	4:29.697								
2	1	2:10.896		39.187	53.072	38.637	128.1	6:40.593								
3	1	2:09.382		38.768	51.869	38.745	129.6	8:49.975								
4	1	2:08.555		38.400	51.489	38.666	130.4	10:58.530								
5	1	2:27.744	B	38.394	56.396	52.954	113.5	13:26.274								
6	1	7:17.993		5:38.613	56.970	42.410	38.3	20:44.267								
7	1	2:19.171		44.038	54.613	40.520	120.5	23:03.438								
8	1	2:13.081		40.523	53.306	39.252	126.0	25:16.519								
9	1	2:13.134		40.511	53.305	39.318	125.9	27:29.653								
10	1	2:12.205		39.979	52.816	39.410	126.8	29:41.858								
11	1	2:11.299		40.044	52.425	38.830	127.7	31:53.157								
12	1	2:11.283		39.627	52.685	38.971	127.7	34:04.440								
13	1	2:11.144		39.796	52.278	39.070	127.8	36:15.584								
14	1	2:14.844		39.934	54.320	40.590	124.3	38:30.428								
15	1	2:22.060		46.666	55.916	39.478	118.0	40:52.488								
16	1	2:13.879		40.599	53.938	39.342	125.2	43:06.367								
17	1	2:12.829		39.977	53.030	39.822	126.2	45:19.196								
18	1	2:12.877		40.181	53.009	39.687	126.2	47:32.073								
19	1	2:12.424		39.781	53.206	39.437	126.6	49:44.497								
20	1	2:25.867		46.469	59.484	39.914	114.9	52:10.364								
21	1	2:11.448		39.861	52.669	38.918	127.5	54:21.812								
22	1	2:10.823		39.042	52.882	38.899	128.2	56:32.635								
23	1	2:09.154		38.890	51.841	38.423	129.8	58:41.789								
24	1	2:18.409		38.873	53.522	46.014	121.1	1:01:00.198								
<b>33</b>		<b>SKOAL BANDIT</b>					Porsche 944 Turbo - 1986									
		1. MEZARD/CHAYIA/DOQU					GT4									
1	1	2:41.771		58.455	59.527	43.789	103.6	2:41.771								
2	1	2:23.613		42.828	57.900	42.885	116.7	5:05.384								
3	1	2:21.876		42.462	57.152	42.262	118.2	7:27.260								
4	1	2:21.503		42.020	56.522	42.961	118.5	9:48.763								
5	1	2:22.032		42.209	56.963	42.860	118.0	12:10.795								
6	1	2:20.951		42.251	56.416	42.284	118.9	14:31.746								
7	1	2:21.092		41.912	56.540	42.640	118.8	16:52.838								
8	1	2:19.214		41.698	55.929	41.587	120.4	19:12.052								
9	1	2:35.270	B	42.749	57.319	55.202	108.0	21:47.322								
10	1	3:59.786		2:18.444	58.294	43.048	69.9	25:47.108								
11	1	2:21.978		42.361	57.165	42.452	118.1	28:09.086								
12	1	2:20.780		41.622	57.268	41.890	119.1	30:29.866								
13	1	2:19.892		41.627	56.400	41.865	119.8	32:49.758								
14	1	2:19.636		41.701	56.383	41.552	120.1	35:09.394								
15	1	2:20.858		41.697	56.923	42.238	119.0	37:30.252								
16	1	2:38.468	B	43.523	59.487	55.458	105.8	40:08.720								
17	1	4:29.220		2:42.681	1:06.179	40.360	62.3	44:37.940								
18	1	2:14.929		40.380	53.998	40.551	124.3	46:52.869								
19	1	2:16.162		40.356	54.330	41.476	123.1	49:09.031								
20	1	2:15.055		40.134	54.861	40.060	124.1	51:24.086								
21	1	2:13.861		40.236	53.830	39.795	125.2	53:37.947								
22	1	2:14.855		40.172	54.658	40.025	124.3	55:52.802								
23	1	2:14.980		40.454	54.106	40.420	124.2	58:07.782								
24	1	2:15.827		40.670	55.308	39.849	123.4	1:00:23.609								
<b>50</b>		<b>RACING &amp; CLASSIC</b>					Lola T598 - 1985									
		1. LEONE/COPPINI					S2000									
1	1	2:31.959		55.664	56.461	39.834	110.3	2:31.959								
2	1	2:06.884		39.270	50.846	36.768	132.1	4:38.843								
3	1	2:06.298		38.894	50.828	36.576	132.7	6:45.141								
4	1	2:05.845		38.519	50.850	36.476	133.2	8:50.986								
5	1	2:09.526		38.477	50.850	40.199	129.4	11:00.512								
6	1	2:06.700		38.330	51.365	37.005	132.3	13:07.212								
7	1	2:07.610		38.605	51.776	37.229	131.4	15:14.822								
8	1	2:09.204		39.849	51.808	37.547	129.8	17:24.026								
9	1	2:05.571		38.701	50.400	36.470	133.5	19:29.597								
10	1	2:23.468	B	39.983	53.437	50.048	116.9	21:53.065								
11	1	4:32.414		3:00.149	53.019	39.246	61.5	26:25.479								
12	1	2:07.856		38.674	51.635	37.547	131.1	28:33.335								
13	1	2:04.925		38.360	50.027	36.538	134.2	30:38.260								
14	1	3:59.564	B	38.994	53.505	2:27.065	70.0	34:37.824								
15	1	19:20.979		...	55.510	40.632	14.4	53:58.803								
16	1	2:16.835		41.833	55.305	39.697	122.5	56:15.638								
17	1	2:16.454		41.369	54.266	40.819	122.9	58:32.092								
18	1	2:14.537		41.089	53.954	39.494	124.6	1:00:46.629								
<b>71</b>		<b>CAS RACING</b>					Porsche 944 Turbo Cup - 1987									
		1. BOUIC/BOYER/BOUIC					GT4									
1	1	3:17.591		1:27.234	1:06.812	43.545	84.8	3:17.591								
2	1	2:15.437		42.220	53.602	39.615	123.8	5:33.028								







# 6 HORAS DE BARCELONA

## 6H BARCELONA - ESPÍRITU DE MONTJUÏC

### Qualifying

### Sector Analysis

— Invalidated Lap    ■ Personal Best    ■ Session Best    ■ Crossing the pit lane

Lap	D	Time	Sector 1	Sector 2	Sector 3	Kph	Elapsed	Lap	D	Time	Sector 1	Sector 2	Sector 3	Kph	Elapsed
3	1	2:07.745	38.638	51.275	37.832	131.2	7:40.773	12	1	2:06.282	38.493	50.271	37.518	132.8	27:33.805
4	1	2:04.539	37.264	49.372	37.903	134.6	9:45.312	13	1	2:19.918B	38.851	50.839	50.228	119.8	29:53.723
5	1	2:04.229	37.108	49.519	37.602	135.0	11:49.541	14	1	4:07.117	2:35.598	53.208	38.311	67.8	34:00.840
6	1	2:39.218B	42.109	1:00.532	56.577	105.3	14:28.759	15	1	2:09.127	38.676	52.468	37.983	129.8	36:09.967
7	1	5:53.832	4:16.258	56.642	40.932	47.4	20:22.591	16	1	2:08.980	38.902	52.104	37.974	130.0	38:18.947
8	1	2:10.867	38.757	52.656	39.454	128.1	22:33.458	17	1	2:09.288	39.131	52.090	38.067	129.7	40:28.235
9	1	2:11.116	38.889	52.565	39.662	127.9	24:44.574	18	1	2:09.708	39.020	52.567	38.121	129.3	42:37.943
10	1	2:09.278	38.242	52.242	38.794	129.7	26:53.852	19	1	3:29.137B	44.610	56.729	1:47.798	80.2	46:07.080
11	1	2:09.003	37.887	52.190	38.926	130.0	29:02.855								
12	1	2:08.063	37.922	51.449	38.692	130.9	31:10.918								
13	1	2:07.341	37.641	51.240	38.460	131.7	33:18.259								
14	1	2:05.899	37.253	50.599	38.047	133.2	35:24.158								
15	1	2:34.498B	41.320	56.608	56.570	108.5	37:58.656								

**72** **FLATSIX LE MANS CIRCUIT** Porsche 911 3.0 SC - 1982  
1. GAULTIER/DESHAYES/BC SC

1	1	2:34.116	57.698	55.970	40.448	108.8	2:34.116
2	1	2:13.604	39.808	53.509	40.287	125.5	4:47.720
3	1	2:14.677	39.351	52.869	42.457	124.5	7:02.397
4	1	2:17.601	41.218	54.395	41.988	121.8	9:19.998
5	1	2:16.241	41.082	54.250	40.909	123.1	11:36.239
6	1	2:14.390	40.244	53.572	40.574	124.8	13:50.629
7	1	2:13.366	39.827	53.316	40.223	125.7	16:03.995
8	1	2:12.491	39.432	52.766	40.293	126.5	18:16.486
9	1	2:25.021B	39.900	56.085	49.036	115.6	20:41.507
10	1	4:54.755	3:14.251	58.603	41.901	56.9	25:36.262
11	1	2:16.117	41.142	54.850	40.125	123.2	27:52.379
12	1	2:14.201	41.102	53.542	39.557	124.9	30:06.580
13	1	2:11.810	39.588	53.031	39.191	127.2	32:18.390
14	1	2:11.770	39.465	53.153	39.152	127.2	34:30.160
15	1	2:11.163	39.056	53.101	39.006	127.8	36:41.323
16	1	2:24.739B	39.673	53.354	51.712	115.8	39:06.062
17	1	4:06.842	2:29.365	55.631	41.846	67.9	43:12.904
18	1	2:15.250	40.243	53.757	41.250	124.0	45:28.154
19	1	2:17.945	43.065	54.278	40.602	121.5	47:46.099
20	1	2:14.251	40.365	53.369	40.517	124.9	50:00.350
21	1	2:13.645	40.151	53.392	40.102	125.4	52:13.995
22	1	2:12.553	39.548	53.020	39.985	126.5	54:26.548
23	1	2:13.887	40.088	53.300	40.499	125.2	56:40.435
24	1	2:14.817	39.743	54.373	40.701	124.4	58:55.252
25	1	2:17.472	41.053	53.859	42.560	122.0	1:01:12.724

**83** **CHATEAUX SPORT AUTO** BMW 635 CSI - 1979  
1. M.CHATEAUX/JB.CHATEA TC 4

1	1	2:15.412	45.761	51.441	38.210	123.8	2:15.412
2	1	2:06.619	38.496	50.625	37.498	132.4	4:22.031
3	1	2:06.518	37.936	50.768	37.814	132.5	6:28.549
4	1	2:05.853	37.709	50.866	37.278	133.2	8:34.402
5	1	2:05.604	37.578	50.609	37.417	133.5	10:40.006
6	1	2:20.583B	38.680	50.417	51.486	119.3	13:00.589
7	1	3:48.966	2:18.325	51.933	38.708	73.2	16:49.555
8	1	2:09.006	39.068	50.819	39.119	130.0	18:58.561
9	1	2:08.720	39.263	50.865	38.592	130.2	21:07.281
10	1	2:06.999	38.839	50.357	37.803	132.0	23:14.280
11	1	2:13.243	41.837	53.467	37.939	125.8	25:27.523

**88** **WASSERMANN RACING** Lola T492 - 1978  
1. BAUMARD/HUEZ S2000

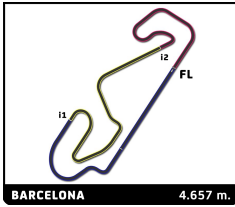
1	1	2:34.856	1:00.307	55.111	39.438	108.3	2:34.856
2	1	2:13.887	40.609	52.893	40.385	125.2	4:48.743
3	1	2:12.128	40.010	52.441	39.677	126.9	7:00.871
4	1	2:13.793	40.827	53.065	39.901	125.3	9:14.664
5	1	2:10.843	39.966	52.289	38.588	128.1	11:25.507
6	1	2:35.839B	40.849	53.829	1:01.161	107.6	14:01.346
7	1	5:43.997	4:12.723	53.361	37.913	48.7	19:45.343
8	1	2:09.445	38.783	52.166	38.496	129.5	21:54.788
9	1	2:07.694	39.282	50.801	37.611	131.3	24:02.482
10	1	2:33.637B	40.022	53.666	59.949	109.1	26:36.119
11	1	4:44.552	3:13.816	52.639	38.097	58.9	31:20.671
12	1	2:09.363	39.771	51.750	37.842	129.6	33:30.034
13	1	2:06.827	38.233	51.557	37.037	132.2	35:36.861
14	1	2:04.859	37.688	50.127	37.044	134.3	37:41.720
15	1	2:40.327B	42.209	58.647	59.471	104.6	40:22.047

**101** **GBF RACING** TVR Tuscan Challenge - 1989  
1. LABERTY/MATHIEU GTS 4

1	1	3:18.481	1:21.934	1:08.604	47.943	84.5	3:18.481
2	1	2:38.742	48.865	1:02.424	47.453	105.6	5:57.223
3	1	2:26.092	43.670	58.229	44.193	114.8	8:23.315
4	1	2:16.513	40.494	55.372	40.647	122.8	10:39.828
5	1	2:11.427	39.299	52.735	39.393	127.6	12:51.255
6	1	2:13.345	41.283	52.383	39.679	125.7	15:04.600
7	1	2:09.954	39.393	51.554	39.007	129.0	17:14.554
8	1	2:12.265	39.744	52.930	39.591	126.8	19:26.819
9	1	2:12.544	39.399	52.815	40.330	126.5	21:39.363
10	1	2:30.473B	40.316	55.818	54.339	111.4	24:09.836
11	1	8:33.411	6:59.210	54.560	39.641	32.7	32:43.247
12	1	2:06.745	37.826	51.073	37.846	132.3	34:49.992
13	1	2:06.108	37.636	50.802	37.670	132.9	36:56.100
14	1	2:05.400	37.523	50.442	37.435	133.7	39:01.500
15	1	2:04.410	37.070	50.062	37.278	134.8	41:05.910
16	1	2:03.931	36.928	49.386	37.617	135.3	43:09.841
17	1	2:19.120B	36.918	49.778	52.424	120.5	45:28.961
18	1	10:52.513	9:24.210	50.771	37.532	25.7	56:21.474
19	1	2:03.366	36.778	49.669	36.919	135.9	58:24.840
20	1	2:03.854	37.335	49.220	37.299	135.4	1:00:28.694

**757** **TEAM PSM** Porsche 944 Turbo - 1986  
1. LECAUDE/NOEL GT4

1	1	2:32.576	54.609	56.885	41.082	109.9	2:32.576
---	---	----------	--------	--------	--------	-------	----------



# 6 HORAS DE BARCELONA

## 6H BARCELONA - ESPÍRITU DE MONTJUÏC

### Qualifying

### Sector Analysis

— Invalidated Lap    ■ Personal Best    ■ Session Best    B Crossing the pit lane

Lap	D	Time	Sector 1	Sector 2	Sector 3	Kph	Elapsed	Lap	D	Time	Sector 1	Sector 2	Sector 3	Kph	Elapsed
2	1	2:11.868	40.359	52.799	38.710	127.1	4:44.444								
3	1	2:09.912	38.620	52.374	38.918	129.1	6:54.356								
4	1	2:23.930	B	39.240	52.342	52.348	116.5	9:18.286							
5	1	3:34.129		2:03.569	52.220	38.340	78.3	12:52.415							
6	1	2:11.187		40.550	52.341	38.296	127.8	15:03.602							
7	1	2:08.523		38.890	51.350	38.283	130.4	17:12.125							
8	1	2:08.530		38.611	51.440	38.479	130.4	19:20.655							
9	1	2:10.259		39.073	51.802	39.384	128.7	21:30.914							
10	1	2:15.791		41.264	55.314	39.213	123.5	23:46.705							
11	1	2:08.972		38.758	51.819	38.395	130.0	25:55.677							
12	1	2:21.662	B	38.960	51.561	51.141	118.3	28:17.339							
13	1	4:47.598		3:07.216	58.491	41.891	58.3	33:04.937							
14	1	2:17.285		41.873	54.982	40.430	122.1	35:22.222							
15	1	2:15.061		40.786	53.699	40.576	124.1	37:37.283							
16	1	2:14.488		40.384	54.030	40.074	124.7	39:51.771							
17	1	2:17.222		40.745	54.741	41.736	122.2	42:08.993							
18	1	2:19.817		42.075	56.386	41.356	119.9	44:28.810							
19	1	2:17.756		41.509	55.622	40.625	121.7	46:46.566							
20	1	2:20.530		41.928	56.458	42.144	119.3	49:07.096							
21	1	2:23.054		42.271	58.582	42.201	117.2	51:30.150							
22	1	2:16.598		41.237	54.429	40.932	122.7	53:46.748							
23	1	2:18.483		41.710	55.380	41.393	121.1	56:05.231							
24	1	2:16.819		40.644	55.133	41.042	122.5	58:22.050							
25	1	2:29.568		41.363	1:01.456	46.749	112.1	1:00:51.618							